

Cut Line



FAMOUS FOR

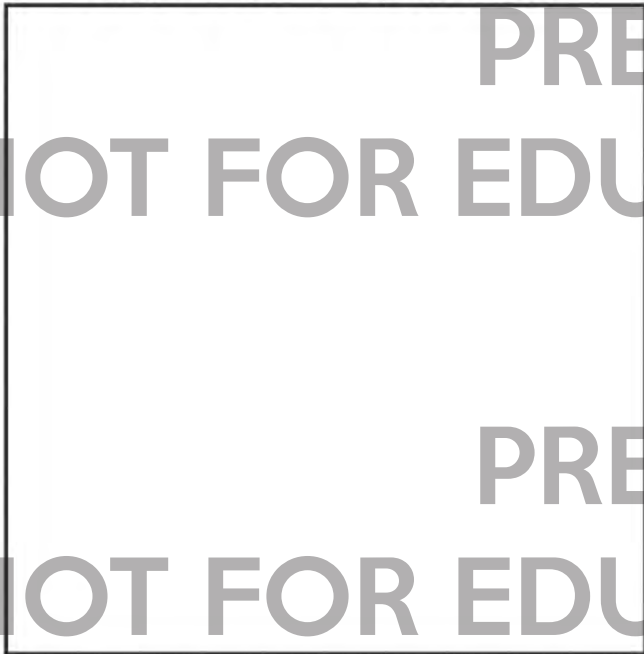


PREVIEW

MADA
WALL



SUCCESSES



PREVIEW



Cut Line

Cut Line

Cut Line


Mr C.J.
Baker

PREVIEW

QUOTE



PREVIEW



PREVIEW

CAREER




PREVIEW

Cut Line



FAILURES

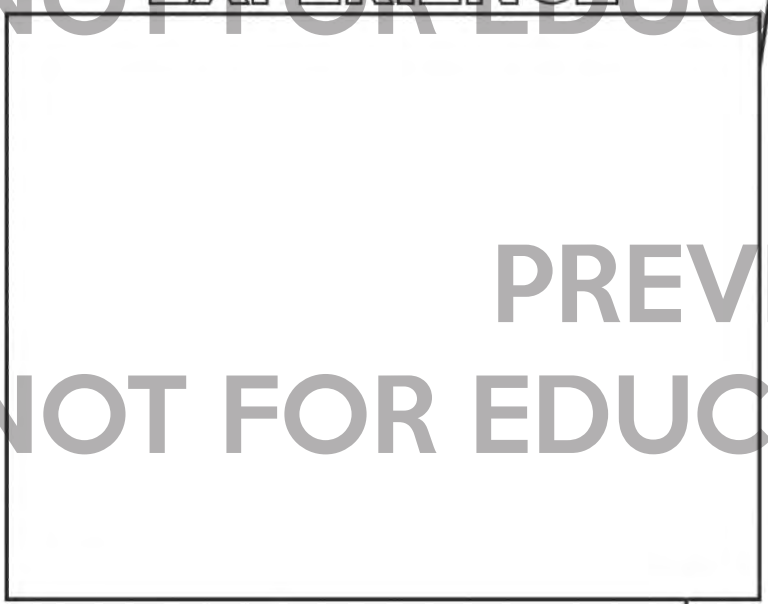


Cut Line

Cut Line



EXPERIENCE



Cut Line

Cut Line



INSPIRATION



Cut Line

Cut Line

PREVIEW



PERSONALITY



Cut Line

PREVIEW

NOT FOR EDUCATIONAL USE

NOT FOR EDUCATIONAL USE

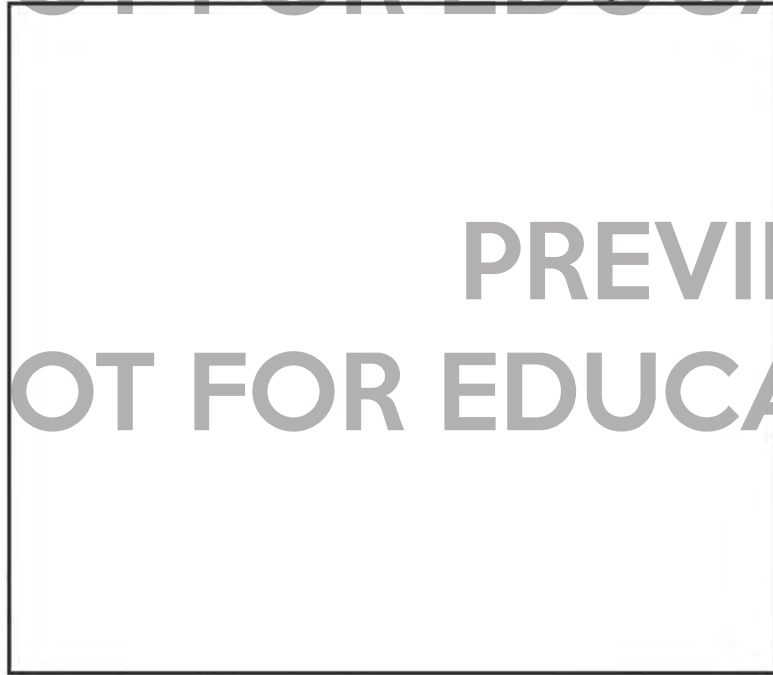
NOT FOR EDUCATIONAL USE

NOT FOR EDUCATIONAL USE

Cut Line



HURDLES



BIRTH



Cut Line



Cut Line



PREVIEW IDEALS

NOT FOR EDUCATIONAL USE

PREVIEW

NOT FOR EDUCATIONAL USE



Cut Line



Cut Line

PREVIEW



NOT FOR EDUCATIONAL USE

AGE / DEATH DATE

PREVIEW

NOT FOR EDUCATIONAL USE



Cut Line



Collaborative Biography Project

Objective: Research a specific person in order to learn about his/her career, life, and notable achievements. Create an attractive poster that includes a colored illustration of the individual and presents the most crucial information from your research.

1. The poster is comprised of 6 separate pieces of paper. Evenly distribute the pieces of the poster amongst the members in your group.
2. Look for reputable sources of information and websites from credible organizations. Research the person, specifically using the categories you are assigned. Take notes on your findings, but don't write directly on your poster just yet. Write down your notes on the brainstorming worksheet.
3. Examine and analyze the information you've gathered. Compare notes with your group members and remove any repeated or redundant information. Choose essential information that you will use to fill in the appropriate boxes on your pieces of paper. Proofread, revise, and edit the information you've found. Make sure the information you gathered is written in your own words.
4. Neatly copy your final drafts of information onto your poster. Use dark pen or marker. (You can use pencil to begin with and then trace over the pencil with a darker pen).
5. Collaborate with your group to choose a color scheme for your poster. Each group member should color an equal number of pages. You can use crayons, colored pencils, markers, glitter, and other crafting materials. The poster must be entirely colored.
6. Complete the project! Carefully cut along the dotted lines to retrieve the final 6 pieces of poster paper. Tape the 6 pieces of paper in their proper places, so that the illustration lines up correctly.



PREVIEW

NOT FOR EDUCATIONAL USE

Powerful People Biography Project Rubric

	20	15	10	5
Research	The group conducts thorough research on the person. The group demonstrates a deep understanding of the historical context and events related to the person's life. The project depicts important events of the person's life accurately and specifically. The group includes meaningful information.	The group conducts research on the person. The group demonstrates a basic understanding of the historical context and events related to the person's life. The project depicts some important events of the person's life accurately and specifically. The group includes mostly meaningful information.	The group conducts some research on the person. The group demonstrates an elementary understanding of the historical context and events related to the person's life. The project depicts events of the person's life that are moderately unclear or inaccurate. The group includes a fair amount of meaningful information.	The group conducts little research on the person. The group does not demonstrate an understanding of the historical context and events related to the person's life. The project depicts unimportant events of the person's life that are inaccurate or ambiguous. The group mainly includes nonessential information.
Overall Appearance	The overall appearance is exceptionally creative and aesthetically pleasing. The graphic elements are skillfully and neatly colored. The written text is distinct and easy to read.	The overall appearance is creative and aesthetically pleasing. The graphic elements are neatly colored for the most part. The written text is easy to see and read.	The overall appearance is somewhat creative and acceptably attractive. The graphic elements are colored completely, though slightly messy. The written text is visible and decently readable.	The overall appearance is messy and not attractive to look at. The graphic elements are not colored completely. The written text is difficult to see and comprehend.
Participation	All students in the group are on task, and everyone completes his/her individual role. All group members contribute to the planning, research, and execution of the project. Group members follow directions and complete the project on time.	Mostly all students in the group are on task, and majority of the members complete his/her individual role. Most of the group members contribute to the planning, research, and execution of the project. Most of the group members follow directions and complete the project on time.	Some of the students in the group are on task, and some group members complete his/her individual role. Some of the group members contribute to the planning, research, and execution of the project. Some of the group members follow directions and complete the project on time.	The students in the group are seldom on task, and less than half of the group members complete his/her individual role. The group members scarcely spend time planning and researching for the project. Hardly any of the group members follow directions nor complete the project on time.
Cooperation	The group works together to create a well-executed project. Students respect one another and encourage the ideas and efforts of others in a cooperative manner. The group demonstrates a positive attitude towards the project.	The group works together to create a completed project. Students mostly respect one another and maybe encourage the ideas and efforts of others. The group demonstrates a positive attitude towards the project.	The group sometimes works together, but mostly works independently to create a completed project. Students sometimes respect one another and tolerate the ideas and efforts of others. The group demonstrates a somewhat positive attitude towards the project.	The group does not work together in order to complete the project. Students show minimal respect for one another and struggle to tolerate the ideas and efforts of others in a decent manner. The group demonstrates a negative attitude towards the project.
Attention to Detail	Writing contains 0-1 errors in grammar, punctuation, or spelling. The group thoroughly and effectively completes all the project requirements.	Writing contains maybe 2-3 errors in grammar, punctuation, or spelling, but it does not distract the reader from the overall content. The group completes all of the project requirements.	Writing contains 3-4 errors in grammar, punctuation, or spelling that somewhat distract the reader from the content. The group completes most of the project requirements.	Writing contains more than 4 errors in grammar, punctuation, or spelling that distract the reader from the content. The group completes some of the project requirements.

Group Members:

Additional Comments:

PREVIEW

NOT FOR EDUCATIONAL USE

**Biography Project
Brainstorming Worksheet**

First, research the person you are assigned and write your findings here. Next, transfer your answers to the boxes on your poster. Each box on your poster should include 1-3 sentences.

FAMOUS FOR: What is the thing they are most known for?

SUCCESES: Describe at least one major accomplishment or achievement.

FAILURES: Describe one failure or loss this person experienced.

EXPERIENCE: Explain at least two memorable life events from this person's life.

HURDLES: What struggles/obstacles did this person face or overcome?

BIRTH: List this person's birthdate and birthplace.

QUOTE: Include one direct quote from this person that is meaningful and significant.

PREVIEW

NOT FOR EDUCATIONAL USE

CAREER: What is/was this person's occupation? How did his/her career begin and flourish?

PREVIEW

NOT FOR EDUCATIONAL USE

INSPIRATION: Who or what inspired this person?

PERSONALITY: List at least three traits this person possesses.

PREVIEW

NOT FOR EDUCATIONAL USE

IDEALS: What does this person believe in? What are his/her morals, values, principles, or goals?

PREVIEW

NOT FOR EDUCATIONAL USE

AGE/DEATH DATE: How old is this person? Where are they now? If they are no longer alive, where/when/how did they pass away?

Madam C. J. Walker

Famous For: What is the thing they are most known for?

Madam C. J. Walker was an African American entrepreneur, philanthropist, and political and social activist. Madam C.J. Walker is best known for her title as “The first Black woman millionaire in America.” Walker made her fortune by developing and marketing a line of cosmetics and hair care products for Black women through the business she founded.

Successes: Describe at least one major accomplishment or achievement.

Madam C.J. Walker rose from poverty in the South to become one of the wealthiest African American women of her time.

Failures: Describe one failure or loss this person experienced.

Madam C.J. Walker was able to find true love, but it never lasted. She divorced both her second and third husband after being widowed by her first.

Experience: Explain at least two memorable life events from this person's life.

Walker was honored in 1998 with a U. S. postage stamp as part of the Black Heritage Series.
Madam C.J. Walker was posthumously awarded the IUPUI Chancellor's Medallion during the IUPUI Commencement Ceremony on May 12, 2018.

Hurdles: What struggles/obstacles did this person overcome?

Walker was orphaned at the age of seven. She entered a marriage with Moses McWilliams when she was only 14 years of age to escape her abusive living situation. McWilliams would die unexpectedly and leave Walker widowed and alone in raising their only child at just age 19.

Birth: List this person's birth date and birthplace.

Madam C.J. Walker was born Sarah Breedlove on December 23, 1867 on a plantation in Delta, Louisiana. She was one of six children, and the first child in her family to be born free after the Emancipation Proclamation.

Quote: Include one direct quote from this person that is memorable or significant.

"If I have accomplished anything in life, it is because I have been willing to work hard."

Career: What is/was this person's occupation? How did his/her career begin?

Walker was an American businesswoman and philanthropist. After moving to Denver in 1905, she worked as a cook for a pharmacist, where she learned the basic chemistry that allowed her to perfect an ointment that healed dandruff and other hygiene-related ailments that were common during a time when most Americans lacked indoor plumbing. This would lay the foundation for what ultimately become a large scale international business.

Inspiration: Who or what inspired this person?

Walker was heavily inspired by Annie Malone; another pioneer within the same industry.

Personality: List at least three traits this person possesses.

Determined, Ambitious, Philanthropic.

Ideals: What does this person believe in? What are their morals/values/principles or goals?

Madam C.J. Walker believed in equality. She used her resources to advocate for the advancement of Black Americans, and especially fought for the cause to end all lynchings in America.

Age/Death Date: How old is this person? Where are they now? If they are no longer alive, where/when/how did they die?

Walker died on May 25, 1919 in Irvington, New York from kidney failure and complications of hypertension at the age of 51.



FAMOUS FOR

Madam C.J. Walker is best known for her title as "The first Black woman millionaire in America." Walker made her fortune by developing and marketing a line of cosmetics and hair care products for Black women through the business she founded. Walker was an African American entrepreneur, philanthropist, and political and social activist.

MADAM C.J. WALKER



QUOTE

"If I have accomplished anything in life, it is because I have been willing to work hard."



SUCCESSSES

Madam C.J. Walker rose from poverty in the South to become one of the wealthiest African American women of her time.



FAILURES

Madam C.J. Walker was able to find true love, but it never lasted. She divorced both her second and third husband after being widowed by her first.



EXPERIENCE

Walker was honored in 1998 with a U. S. postage stamp as part of the Black Heritage Series. Walker was posthumously awarded the IUPUI Chancellor's Medallion during the IUPUI Commencement Ceremony on May 12, 2018.



HURDLES

Walker was orphaned at the age of seven. She entered a marriage with Moses McWilliams when she was only 14 years of age to escape her abusive living situation. McWilliams would die unexpectedly and leave Walker widowed and alone in raising their only child at just age 19.



BIRTH

Madam C.J. Walker was born Sarah Breedlove on December 23, 1867 on a plantation in Delta, Louisiana. She was one of six children, and the first child in her family to be born free after the Emancipation Proclamation.



CAREER

Walker was an American businesswoman and philanthropist. After moving to Denver in 1905, she worked as a cook for a pharmacist, where she learned the basic chemistry that allowed her to perfect an ointment that healed dandruff and other hygiene-related ailments that were common during a time when most Americans lacked indoor plumbing. This would lay the foundation for what ultimately become a large scale international business.



INSPIRATION

Walker was heavily inspired by Annie Malone, another pioneer within the same industry.



PERSONALITY

Determined
Ambitious
Philanthropic



IDEALS

Madam C.J. Walker believed in equality. She used her resources to advocate for the advancement of Black Americans, and especially fought for the cause to end all lynchings in America.



AGE / DEATH DATE

Walker died on May 25, 1919 in Irvington, New York from kidney failure and complications of hypertension at the age of 51.

