

The Veldt

Digital Escape Room Teacher Instructions

Thank you for your purchase! Your students are going to love deciphering and solving puzzles in this educational, 360° digital escape room. This activity is designed to work for a laptop, tablet, or smart phone. Students will solve a series of clues based on the short story "The Veldt" by Ray Bradbury. Please do not share this link with other educators as it is my copyrighted work and against my terms of licensing. You can purchase additional licenses in my [TpT store](#).


Have your students work independently or in teams; it's up to you! Included in this zip folder are teacher instructions, student instructions, the master lock graphic organizer, answer keys, and a reflection sheet. While using this resource, you must have a wi-fi connection and the ability to access the following sites: [kuula.co](#) and Google Forms.

The Veldt Escape Room

No password is required to gain access to the room. If this happens to you, your district's firewall is blocking the program and you should contact your IT department.

The room is a 360 degree panoramic photo, so the clues are all about the room. You must click your mousepad and hold down the cursor to scan the entire room. Drag the arrow in whichever way you'd like to go. If you are using a smart phone, simply swipe your finger.

1. Share directions with your students digitally (it includes the link to the escape room). They should have the text "The Veldt" close by in case they need to reference the story.
2. Verbally review the rules with your students.
3. Set a timer for 45 minutes using a classroom timer or use an online [free countdown timer](#); make sure students are aware that they are being timed. Timing students is completely optional!
4. Upon entering the room, have your students start by clicking the 1 button. The clues are labeled by numbers. For every clue students figure out, they must record their answers on their master lock graphic organizer (on paper). The master lock (a google form) requires six correct answers from all six clues and is mandatory for students to "escape." They can find the Master Lock located on the door when they are ready to escape.
5. Once the time is up, you can have students fill out a reflection sheet (optional).



Start Here



The Master Lock



Clue Number	Answers
Clue #1	
Clue #2	
Clue #3	
Clue #4	
Clue #5	
Clue #6	

Clue #1

the door closed loudly.

"wendy, peter!" george hadley and his Wife turned quickly and ran back to the door.

"open the door!" cried george hadley, trying the Handle.

"why, they've locked it from the outside! peter!"

he beAt at The door. "open up!"

he heard peter's volce outside, againSt the door.

"don't let theM switch off the nursery and the house," he was saying.

mr. and mrs. george hadley beat at the door.

"now, don't be silly, childRen.

it'S time to go.

mr. mcclean'll be here in a minute and..." and then they heArd the sounds.

the lions were on three sides of them in the yellow velDt grass.

they waLked quiEtly through the drY grass, making long, deep rolling sounds in their throats.

the lionS!

mr. hadley looked at his wiFe and they turned and looked back at the beasts edging slowly foRward, kneeS bent, Tails in the air.

mr. and mrs. hadley screamed.

aNd suddenly they realized why those other screams hAd sounded faMiliar.

can you escape the veldt before the lions attack?

just solve the clues and nevEr look back!

(Hint: to solve this clue, you must pay special attention to the captialized letters.)



A	
B	
C	10
D	
E	18
F	
G	
H	2
I	22
J	
K	
L	
M	
N	5
O	
P	26
Q	
R	
S	16
T	
U	
V	
W	19
X	
Y	
Z	

Each letter corresponds to a number and vice versa.
Complete the partially finished phrase by guessing the missing letters.

PREVIEW

$\frac{H}{2}$ $\frac{W}{19}$

$\frac{N}{5}$ $\frac{23}{23}$ $\frac{13}{13}$ $\frac{4}{4}$

PREVIEW

$\frac{3}{3}$ $\frac{24}{24}$ $\frac{25}{25}$ $\frac{25}{25}$ $\frac{13}{13}$ $\frac{21}{21}$ $\frac{S}{16}$

PREVIEW

$\frac{H}{2}$ $\frac{E}{18}$

PREVIEW

$\frac{H}{2}$ $\frac{24}{24}$ $\frac{23}{23}$ $\frac{E}{18}$

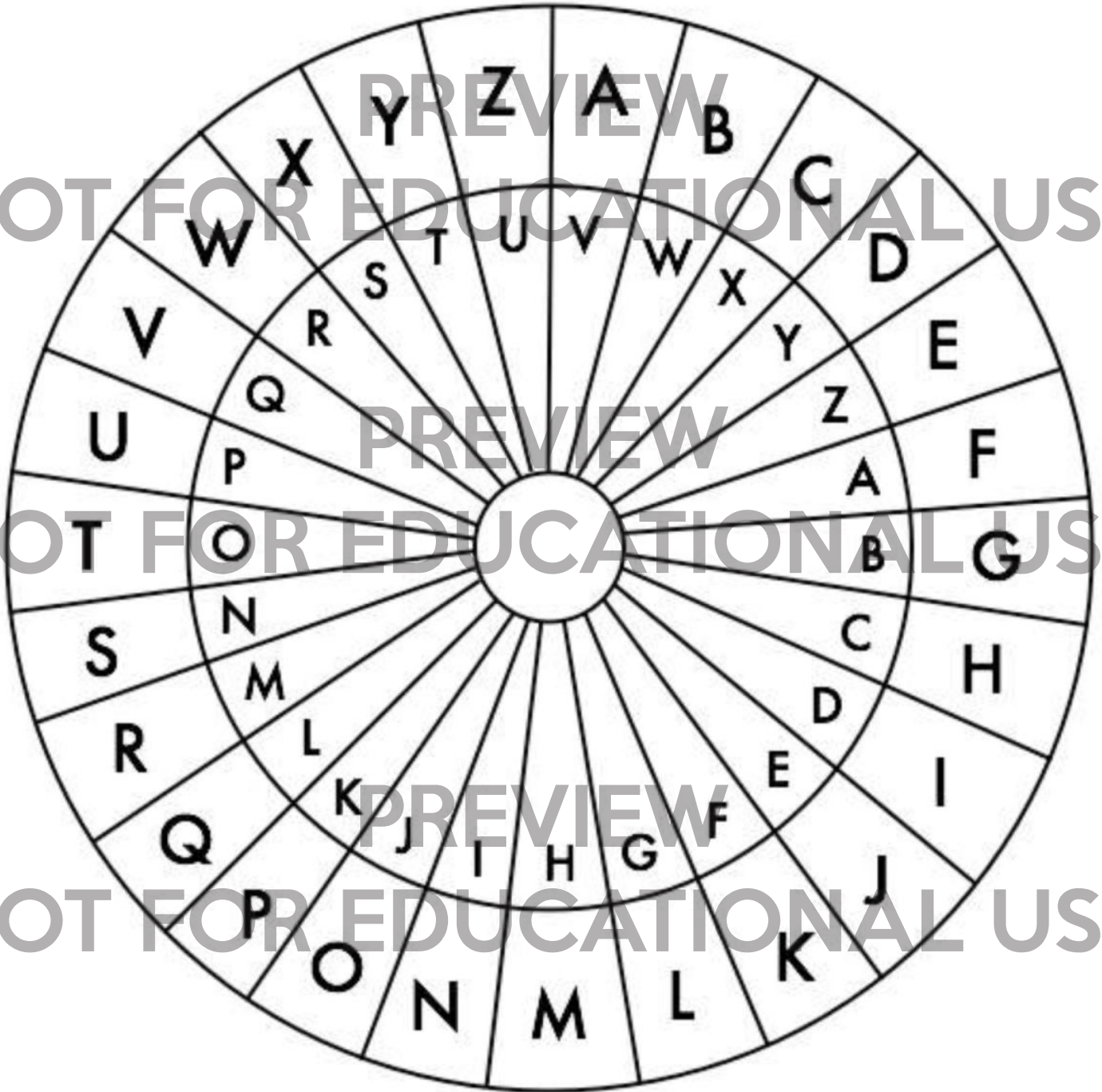
PREVIEW

$\frac{S}{16}$ $\frac{10}{10}$ $\frac{24}{24}$ $\frac{8}{8}$?



Clue #2

Clue #3


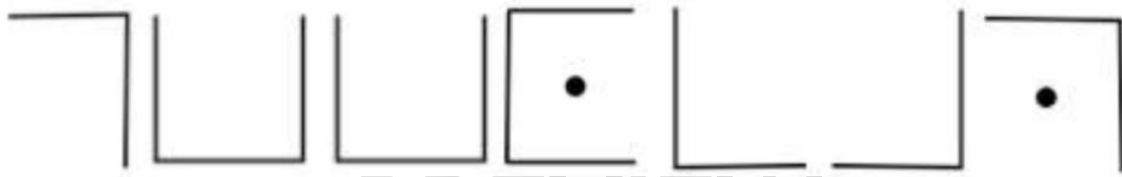


Use the key above to decipher your clue below.

RCZMZ YJZN OCZ AVHDGT
KGV I OJ BJ JI QVXVODJI ?

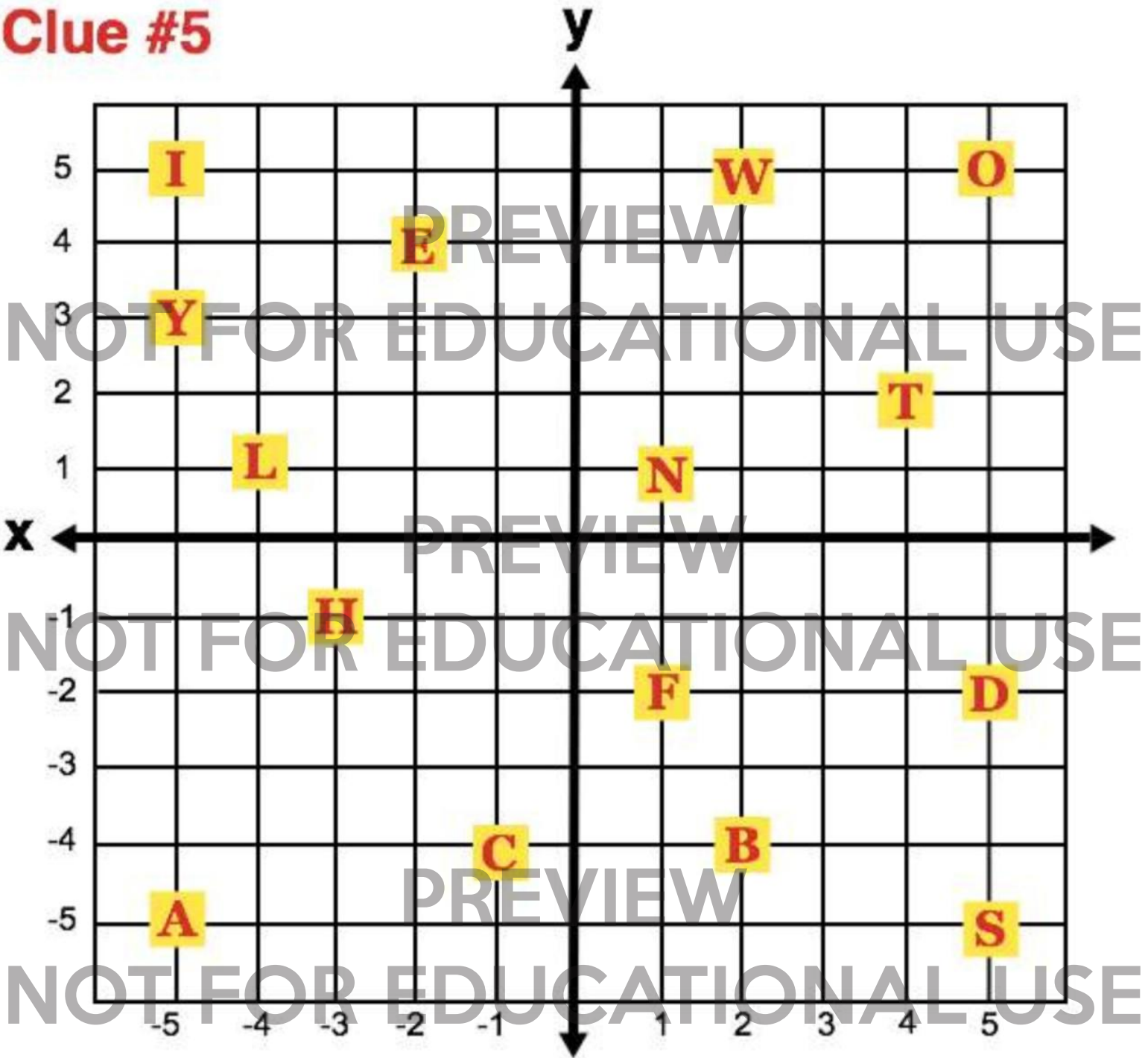
Clue #4

a	b	c	d	e	f			s	t
g	h	i	j	k	l	w	x	u	v
m	n	o	p	q	r			y	z



... at the end of the story?

Clue #5



Each pair of numbers below represent a letter and each row represents a word that spells out your clue.
Find each letter by following the coordinates on the graph.

The children’s nursery displays a virtual veldt . . .

-4, 1	5, 5	-1, -4	-5, -5	4, 2	-2, 4	5, -2		
5, 5		1, 1						
2, 5	-3, -1	-5, 5	-1, -4	-3, -1				
-1, -4	5, 5	1, 1	4, 2	-5, 5	1, 1	-2, 4	1, 1	4, 2

Answer Guide

Clue #6

Students will complete a Google form that contains six reading comprehension questions from the story "The Veldt." Students should have the text nearby in case they need it. They will write down only the letters as their answers.

The final answer will be:



1. "The Veldt" is a short story belonging to what genre?

2. Why did Mr. & Mrs. Hadley call in a psychologist to look at the nursery?

3. What is the main conflict between the children and their parents in this story?


4. When George finds his bloodied wallet in the nursery, this is an example of what device?

5. The following quote is an example of what type of figurative language? "The yellow of the lions and the summer grass was in your eyes like a picture in an expensive French wall hanging."

6. Do Wendy and Peter feel remorse for killing their parents?

Master Lock

This is where students will find the Google form to escape. They will type in all their answers from clues 1-6. If they are correct, they will get the screen that says "Congratulations!" (Shown below.)



MASTER LOCK LINK

The Veldt Master Lock

CONGRATULATIONS!!! You've escaped!!!

[Submit another response](#)

Name:

Class:

The Veldt by Ray Bradbury

Digital Escape Room Reflection

1. Were you able to escape the room before the time was up?

2. What was your favorite part about the escape room? Or one thing you learned?

3. What was one problem you encountered in the escape room?

4. Was there anything you found too confusing or too difficult to solve?

5. Would you like to do more escape rooms in the future?

6. Is there anything you would change about the activity today to enhance your experience?

7. If you worked in a group, how did all of the group members work together? Did everyone participate? Explain.