

“The Necklace” by Guy de Maupassant

One Pager Project

A one pager is a collage of illustrations and written analyses on one page that make up an aesthetically pleasing and detailed interpretation of a subject or piece of literature.

Directions

Share your unique understanding of the text on one page by imaginatively blending your written ideas with colorful images from the story. You should spend at least thirty minutes reading and/or brainstorming ideas before you begin decorating your page. Use a standard size piece of blank paper (8.5 x 11) or you may use a template provided for you.

Below is a list of what should be included on your page:

- Include the title of the short story and the author's name.
- Analyze 1 theme or message from the story. Include a quote that supports the theme.
- Provide a brief summary of the story in 1-3 sentences.
- Describe an example of internal or external conflict from the story.
- In 2-3 sentences, explain how this story made you feel. Do you like or dislike the story?
- Choose 3 or more of the following literary elements to incorporate as it applies to the short story: setting, characterization, point of view, symbolism, irony, allusion, imagery, foreshadowing, climax, or any example of figurative language.
- Include 4 or more illustrations that are directly related to the story.
- You must fill the entire page.
- Your page must be colored.

Grading Rubric

Overall Appearance	Your page is detailed and neat. Images are clear and text is easy to read. The overall appearance is creative and aesthetically pleasing.	10 Points
Information	Your summary, descriptions, and references are accurate and you include all the components required in the directions.	10 Points
Analysis	You show you understand the literature through your explanations and use of examples/quotations from the text. The literary elements included are insightful and depict essential ideas from the story.	10 Points
Writing Conventions	You use proper grammar, punctuation, spelling, and usage.	10 Points
Graphics	Your illustrations highlight important parts of the story. The graphic elements are neat, colored, and incorporated seamlessly into the work.	10 Points

PREVIEW
NOT FOR EDUCATIONAL USE

PREVIEW
NOT FOR EDUCATIONAL USE

PREVIEW
NOT FOR EDUCATIONAL USE

PREVIEW
NOT FOR EDUCATIONAL USE

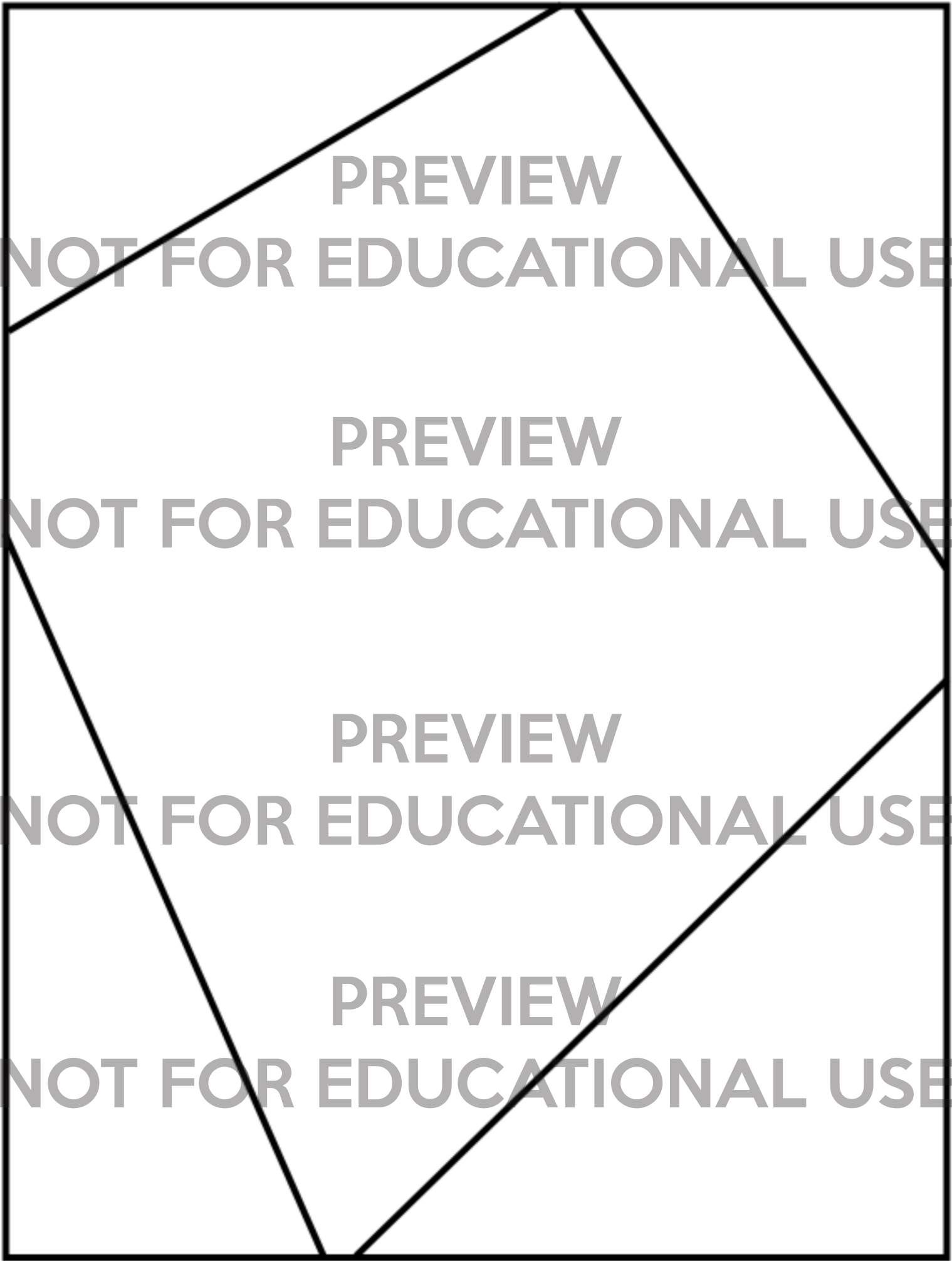


PREVIEW
NOT FOR EDUCATIONAL USE

PREVIEW
NOT FOR EDUCATIONAL USE

PREVIEW
NOT FOR EDUCATIONAL USE

PREVIEW
NOT FOR EDUCATIONAL USE



PREVIEW
NOT FOR EDUCATIONAL USE

PREVIEW
NOT FOR EDUCATIONAL USE

PREVIEW
NOT FOR EDUCATIONAL USE

PREVIEW
NOT FOR EDUCATIONAL USE

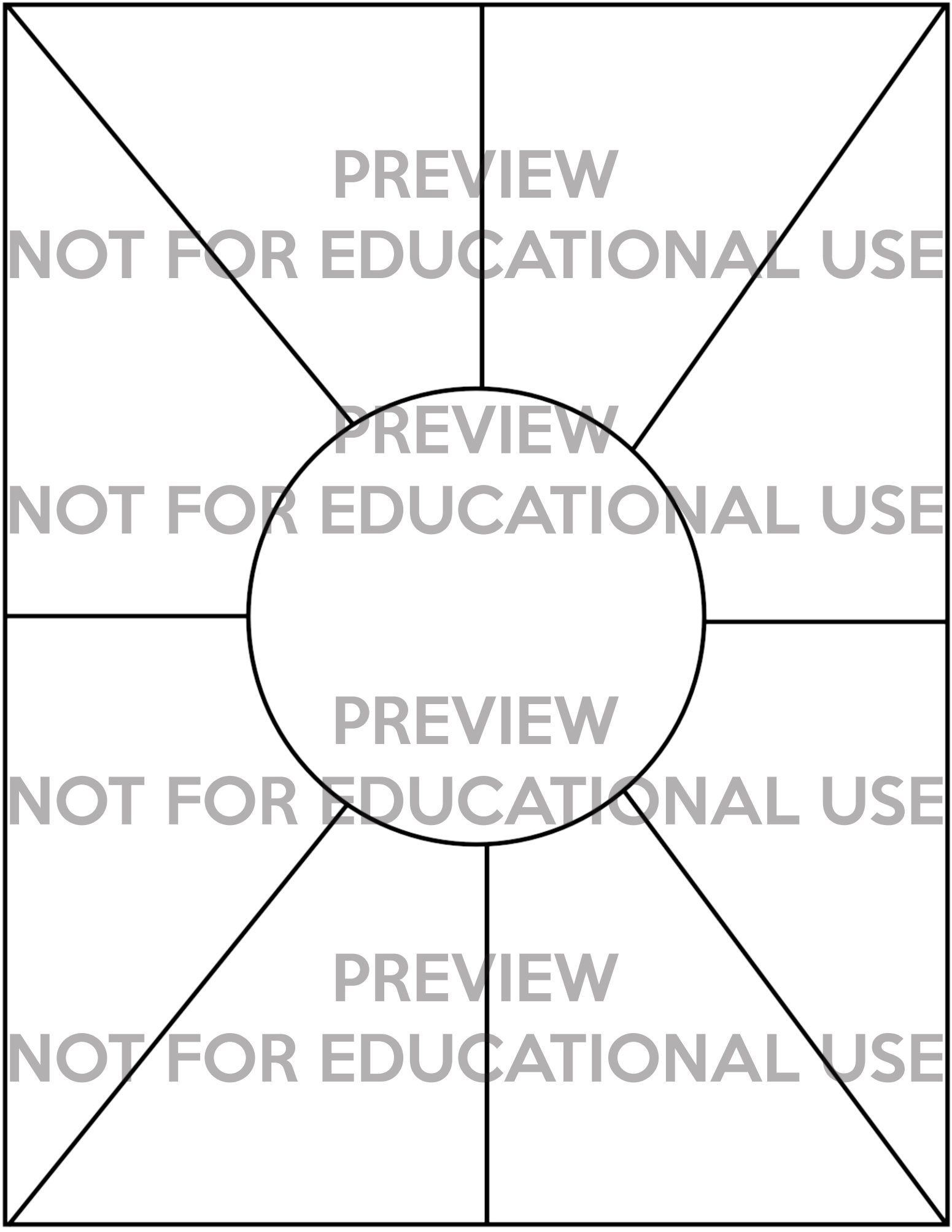
<div data-bbox="40 52 490 1050" data-label="Image"></div>	<div data-bbox="490 52 1131 1050" data-label="Text"><p>PREVIEW NOT FOR EDUCATIONAL USE</p></div>	
<div data-bbox="40 1050 490 2047" data-label="Image"></div>	<div data-bbox="490 1050 1131 2047" data-label="Text"><p>PREVIEW NOT FOR EDUCATIONAL USE</p></div>	

PREVIEW
NOT FOR EDUCATIONAL USE

PREVIEW
NOT FOR EDUCATIONAL USE

PREVIEW
NOT FOR EDUCATIONAL USE

PREVIEW
NOT FOR EDUCATIONAL USE



PREVIEW
NOT FOR EDUCATIONAL USE

PREVIEW
NOT FOR EDUCATIONAL USE

PREVIEW
NOT FOR EDUCATIONAL USE

PREVIEW
NOT FOR EDUCATIONAL USE



PREVIEW
NOT FOR EDUCATIONAL USE

PREVIEW
NOT FOR EDUCATIONAL USE

PREVIEW
NOT FOR EDUCATIONAL USE

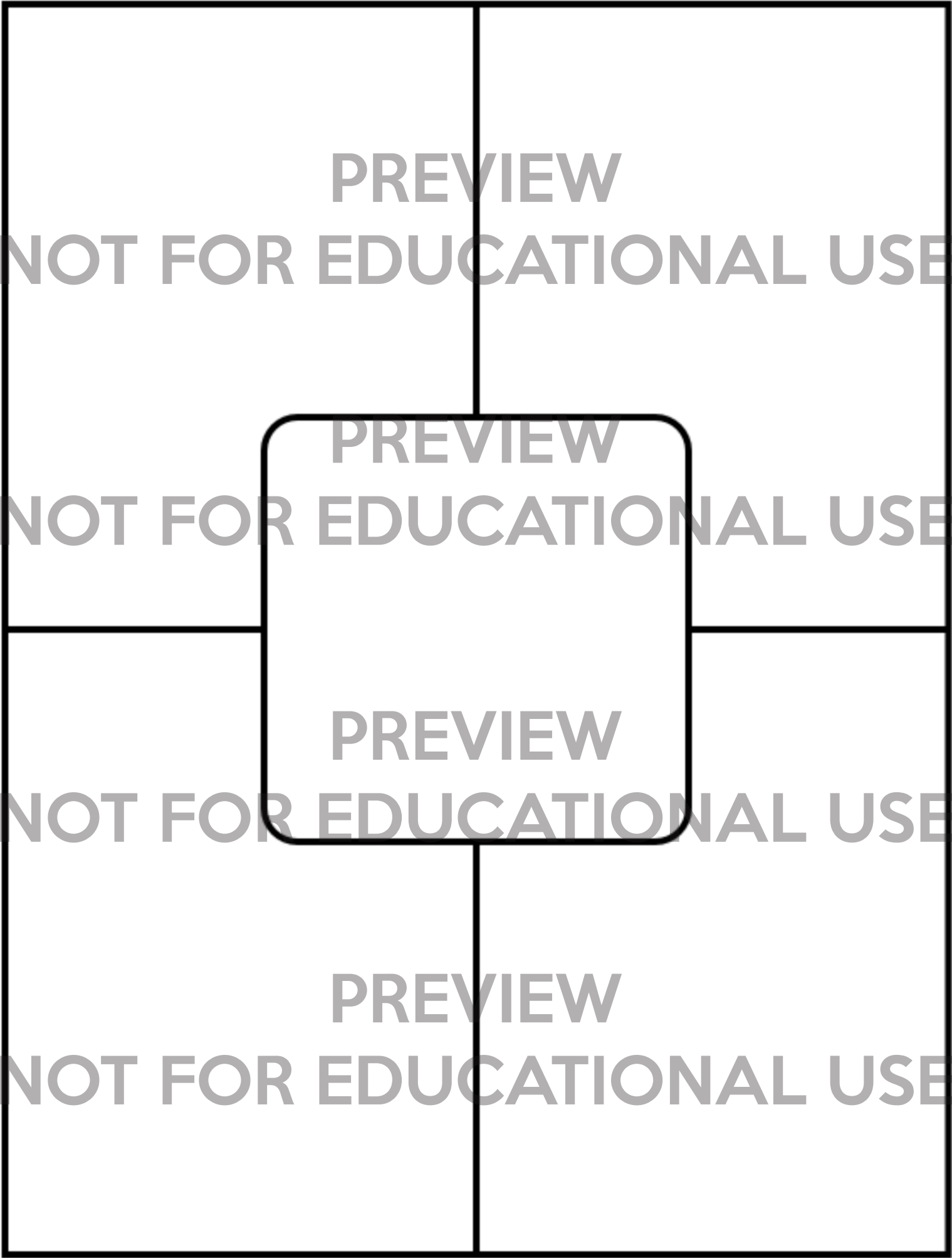
PREVIEW
NOT FOR EDUCATIONAL USE

	PREVIEW		
NOT FOR	EDUCATIONAL	USE	

	PREVIEW		
NOT FOR	EDUCATIONAL	USE	

	PREVIEW		
NOT FOR	EDUCATIONAL	USE	

	PREVIEW		
NOT FOR	EDUCATIONAL	USE	



PREVIEW
NOT FOR EDUCATIONAL USE

PREVIEW
NOT FOR EDUCATIONAL USE

PREVIEW
NOT FOR EDUCATIONAL USE

PREVIEW
NOT FOR EDUCATIONAL USE


	PREVIEW NOT FOR EDUCATIONAL USE	
--	------------------------------------	--

PREVIEW NOT FOR EDUCATIONAL USE		
------------------------------------	--	--

	PREVIEW NOT FOR EDUCATIONAL USE	
--	------------------------------------	--

PREVIEW

NOT FOR EDUCATIONAL USE



NOT FOR EDUCATIONAL USE