

# The Hobbit

## One Pager Project

A one-pager is a collage of illustrations and written analyses on a single page that together create an aesthetically pleasing and detailed interpretation of a subject or piece of literature.

### Directions:

Share your unique understanding of the text on one page by imaginatively blending your written ideas with colorful images from the story. You should spend at least 30 minutes reading and or brainstorming ideas before you begin decorating your page. It's recommended you begin with pencil first for your design so it's easy to make changes before finalizing your work in ink or color.

Use a standard size piece of blank paper (8.5 x 11) or a template may be provided for you.

Your page can be horizontal or vertical.

Below is a list of what should be included on your page:

- Incorporate the title of the novel and the author's name
- Summarize the novel in 2–3 sentences
- Analyze one theme from the novel
- Point out one example of symbolism in the story
- Describe one character from the novel
- Include an important quote from the text
- Choose **three** or more of the following literary elements to incorporate as it applies to the novel specifically: *characterization, conflict, protagonist, archetype, genre, point of view, climax, resolution, foreshadowing, mood, tone, imagery, motif, allusion, or any example of figurative language*
- Draw a minimum of **four** illustrations that are directly related to the novel in some way
- You must fill your entire page
- Your page must be colored

### Grading Rubric

<b>Overall Appearance</b>	Your page is detailed and neat. Images are clear and text is easy to read. The overall appearance is creative and aesthetically pleasing.	10 Points
<b>Information</b>	Your explanations and references are accurate. You include all the required components from the directions.	10 Points
<b>Analysis</b>	You demonstrate you understand the literature through your examples and commentaries. The literary elements you choose are insightful and depict important ideas from the story.	10 Points
<b>Writing Conventions</b>	You use proper grammar, punctuation, spelling, and usage. Effective word choice demonstrates a strong understanding of context and purpose.	10 Points
<b>Graphics</b>	You choose illustrations that highlight meaningful parts of the story. The graphic elements are neat, colored, and incorporated seamlessly into the work.	10 Points

**50 Points**

PREVIEW

NOT FOR EDUCATIONAL USE

PREVIEW

NOT FOR EDUCATIONAL USE

PREVIEW  
NOT FOR EDUCATIONAL USE



PREVIEW

NOT FOR EDUCATIONAL USE

PREVIEW

NOT FOR EDUCATIONAL USE

PREVIEW

NOT FOR EDUCATIONAL USE

PREVIEW

NOT FOR EDUCATIONAL USE

PREVIEW

NOT FOR EDUCATIONAL USE

**PREVIEW**

**NOT FOR EDUCATIONAL USE**

**PREVIEW**

**NOT FOR EDUCATIONAL USE**

**PREVIEW**

**NOT FOR EDUCATIONAL USE**

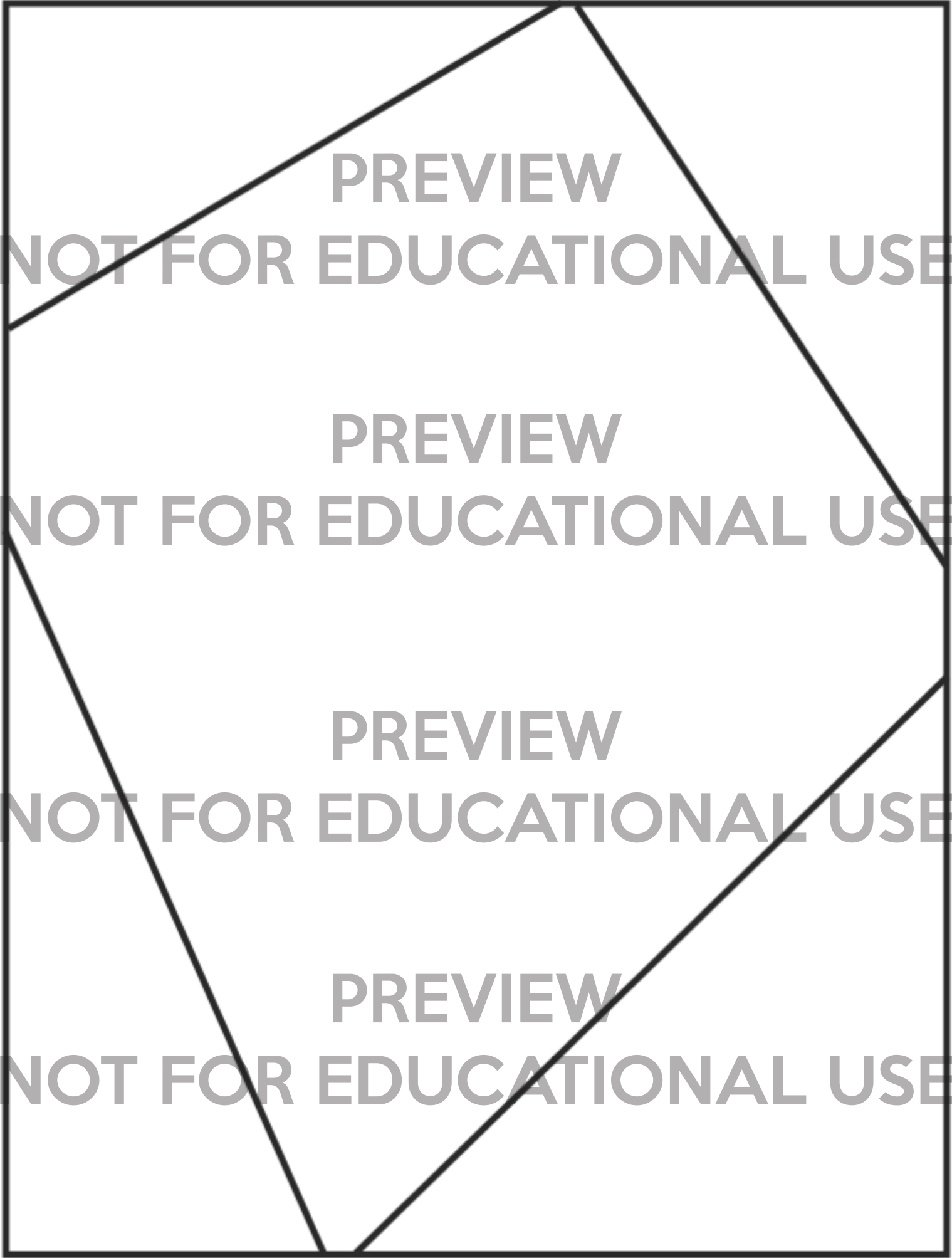
**PREVIEW**

**NOT FOR EDUCATIONAL USE**

--	--	--

--	--	--

--	--	--



PREVIEW  
NOT FOR EDUCATIONAL USE

PREVIEW  
NOT FOR EDUCATIONAL USE

PREVIEW  
NOT FOR EDUCATIONAL USE

PREVIEW  
NOT FOR EDUCATIONAL USE


PREVIEW  
NOT FOR EDUCATIONAL USE

PREVIEW  
NOT FOR EDUCATIONAL USE

PREVIEW  
NOT FOR EDUCATIONAL USE

PREVIEW  
NOT FOR EDUCATIONAL USE


**PREVIEW**  
**NOT FOR EDUCATIONAL USE**

**PREVIEW**  
**NOT FOR EDUCATIONAL USE**

**PREVIEW**  
**NOT FOR EDUCATIONAL USE**

**PREVIEW**  
**NOT FOR EDUCATIONAL USE**





PREVIEW  
NOT FOR EDUCATIONAL USE

PREVIEW  
NOT FOR EDUCATIONAL USE

PREVIEW  
NOT FOR EDUCATIONAL USE

PREVIEW  
NOT FOR EDUCATIONAL USE

PREVIEW

NOT FOR EDUCATIONAL USE

PREVIEW

NOT FOR EDUCATIONAL USE

PREVIEW

NOT FOR EDUCATIONAL USE

PREVIEW

NOT FOR EDUCATIONAL USE

**PREVIEW**  
**NOT FOR EDUCATIONAL USE**


**PREVIEW**  
**NOT FOR EDUCATIONAL USE**

**PREVIEW**  
**NOT FOR EDUCATIONAL USE**

**PREVIEW**  
**NOT FOR EDUCATIONAL USE**



# PREVIEW



NOT FOR EDUCATIONAL USE