

***The City of Ember* by Jeanne DuPrau**

One Pager Project

A one pager is a collage of illustrations and written analyses on one page that make up an aesthetically pleasing and detailed interpretation of a subject or piece of literature.

Directions

Share your unique understanding of the novel on one page by imaginatively blending your written ideas with colorful images from the story. You should spend at least thirty minutes reading and/or brainstorming ideas before you begin decorating your page. Use a standard size piece of blank paper (8.5 x 11) or you may use a template provided for you.

Below is a list of what should be included on your page:

- Include the title of the novel and the author's name.
- Analyze one theme from the story.
- Describe a symbol from the novel and explain the symbolism.
- Include one important quote.
- Summarize the novel briefly in 1-2 sentences.
- Include how this novel fits into the dystopian literature genre.
- Choose 2 or more of the following literary elements to incorporate into your project, using specific examples from the novel: characterization, conflict, motif, foreshadowing, irony, symbol, allusions, climax, setting, point of view, or figurative language.
- Include three or more illustrations on your page that are directly related to the novel.
- You must fill the entire page and your page must be colored.

Grading Rubric

Overall Appearance	Your page is detailed and neat. Images are clear and text is easy to read. The overall appearance is creative and aesthetically pleasing.	10 Points
Information	Your summary and references are accurate and you include all the components required in the directions.	10 Points
Analysis	You show you understand the literature through your comments and use of support from the text. Your explanations are all insightful and depict important ideas from the story.	10 Points
Writing Conventions	You use proper grammar, punctuation, and spelling.	10 Points
Graphics	You choose illustrations that highlight prominent parts of the novel. The graphic elements are clean, colored, and are incorporated seamlessly into the work.	10 Points

PREVIEW

NOT FOR EDUCATIONAL USE

PREVIEW

NOT FOR EDUCATIONAL USE

PREVIEW

NOT FOR EDUCATIONAL USE

PREVIEW

NOT FOR EDUCATIONAL USE

PREVIEW
NOT FOR EDUCATIONAL USE

PREVIEW
NOT FOR EDUCATIONAL USE

PREVIEW
NOT FOR EDUCATIONAL USE

PREVIEW
NOT FOR EDUCATIONAL USE



PREVIEW

NOT FOR EDUCATIONAL USE

PREVIEW


NOT FOR EDUCATIONAL USE

PREVIEW

NOT FOR EDUCATIONAL USE

PREVIEW

NOT FOR EDUCATIONAL USE



PREVIEW
NOT FOR EDUCATIONAL USE

PREVIEW
NOT FOR EDUCATIONAL USE

PREVIEW
NOT FOR EDUCATIONAL USE

PREVIEW
NOT FOR EDUCATIONAL USE

	PREVIEW		
NOT FOR	EDUCATIONAL	USE	

	PREVIEW		
NOT FOR	EDUCATIONAL	USE	

	PREVIEW		
NOT FOR	EDUCATIONAL	USE	

	PREVIEW		
NOT FOR	EDUCATIONAL	USE	




PREVIEW
NOT FOR EDUCATIONAL USE

PREVIEW
NOT FOR EDUCATIONAL USE

PREVIEW
NOT FOR EDUCATIONAL USE

PREVIEW
NOT FOR EDUCATIONAL USE



PREVIEW
NOT FOR EDUCATIONAL USE

PREVIEW
NOT FOR EDUCATIONAL USE

PREVIEW
NOT FOR EDUCATIONAL USE

PREVIEW
NOT FOR EDUCATIONAL USE

PREVIEW
NOT FOR EDUCATIONAL USE

PREVIEW
NOT FOR EDUCATIONAL USE

PREVIEW
NOT FOR EDUCATIONAL USE

PREVIEW
NOT FOR EDUCATIONAL USE

PREVIEW
NOT FOR EDUCATIONAL USE

PREVIEW
NOT FOR EDUCATIONAL USE

PREVIEW
NOT FOR EDUCATIONAL USE

PREVIEW
NOT FOR EDUCATIONAL USE


PREVIEW
NOT FOR EDUCATIONAL USE

PREVIEW
NOT FOR EDUCATIONAL USE

PREVIEW
NOT FOR EDUCATIONAL USE

PREVIEW
NOT FOR EDUCATIONAL USE

PREVIEW



NOT FOR EDUCATIONAL USE