



ACTIONS

C17

TERRA

PREVIEW
NOT FOR EDUCATIONAL USE



PERSONALITY

PREVIEW
NOT FOR EDUCATIONAL USE



TRA
NOVA



PREVIEW SPEECH

Blank box for speech content.

PREVIEW



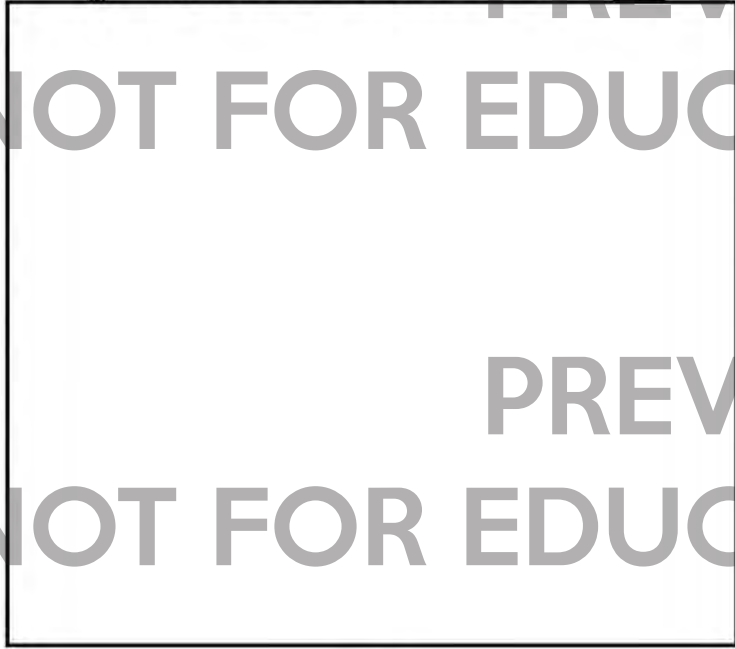
PREVIEW APPEARANCE

Blank box for appearance content.

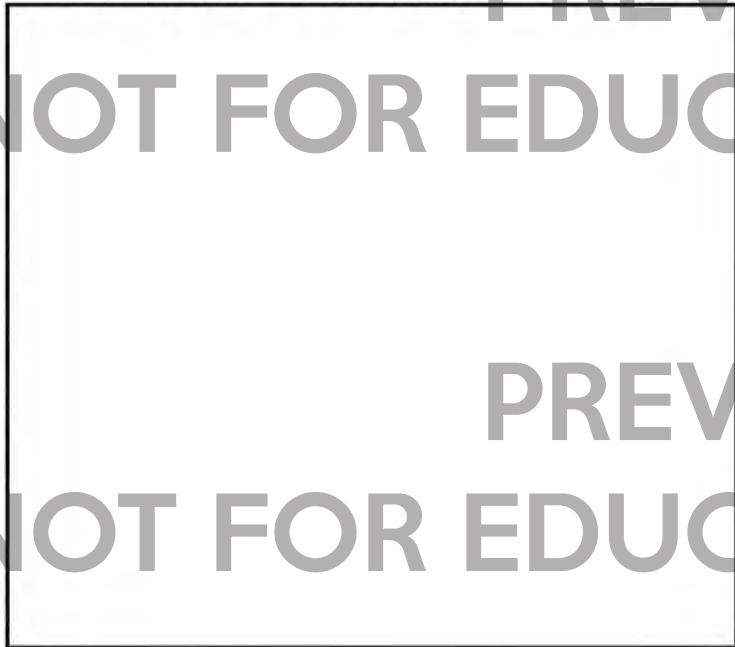
PREVIEW

Cut Line

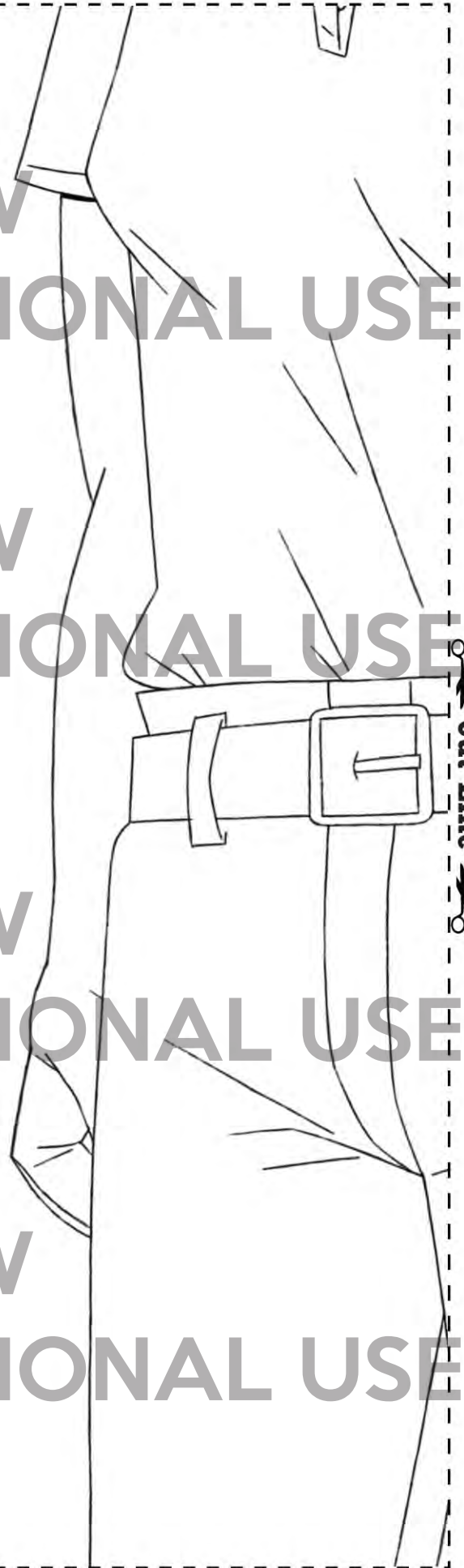
DYNAMIC
OR STATIC



FLAT OR ROUND



Cut Line





Cut Line



EFFECT ON OTHERS

PREVIEW

NOT FOR EDUCATIONAL USE

PREVIEW

NOT FOR EDUCATIONAL USE



CONFLICTS

PREVIEW

NOT FOR EDUCATIONAL USE

PREVIEW

NOT FOR EDUCATIONAL USE



Cut Line



Cut Line

Cut Line

Cut Line



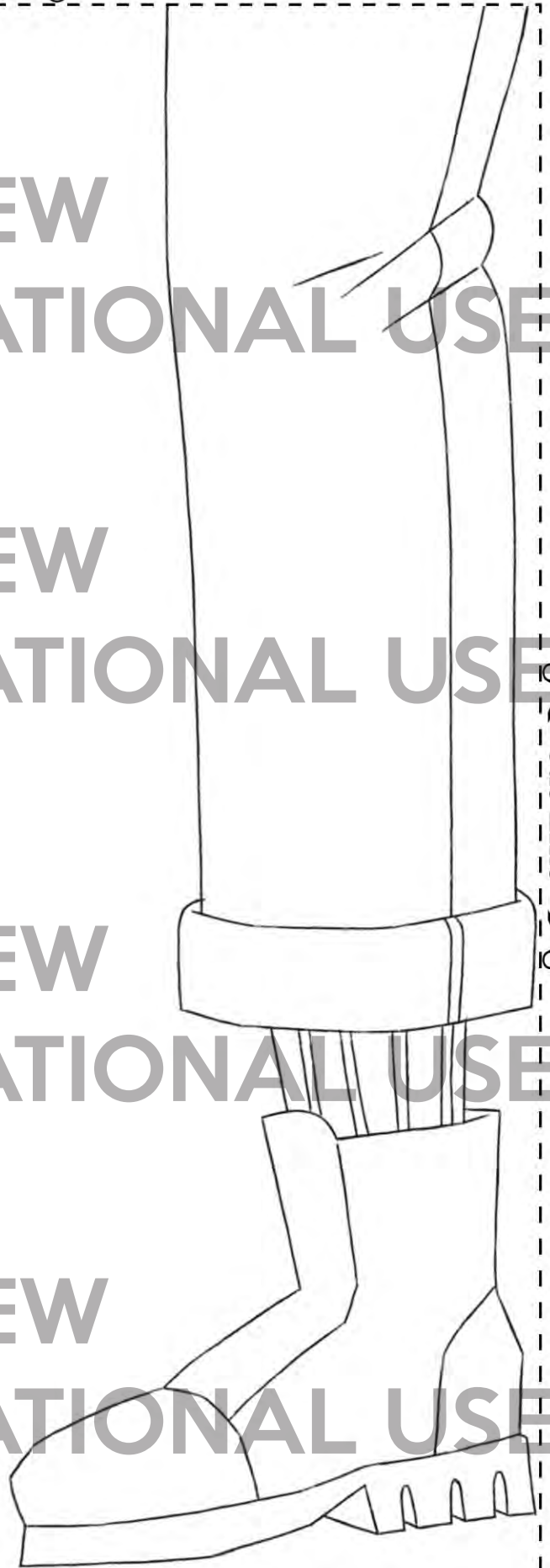
PASSIONS

Blank box for writing passions.



GOALS

Blank box for writing goals.



Cut Line



Cut Line



PREVIEW CHALLENGES

NOT FOR EDUCATIONAL USE

PREVIEW

NOT FOR EDUCATIONAL USE



PREVIEW RELATIONSHIPS

NOT FOR EDUCATIONAL USE

PREVIEW

NOT FOR EDUCATIONAL USE



Cut Line



Cut Line



Cut Line



Scythe by Neal Shusterman

Character Analysis Posters Teacher Guide

Thank you for your purchase. Your students are going to love working together to create beautiful posters that showcase their understanding of characters in the novel!

Please do not share this resource with other educators as it is my copyrighted work and against my terms of licensing. You can purchase additional licenses in my TpT store.

This zip folder includes: Teacher Guide, Student Instructions, Brainstorm Worksheet, Project Rubric, a folder of Editable Documents, and a folder for each character.

The characters included are: Scythe Goddard, Scythe Faraday, Scythe Curie, Scythe Chomsky, Scythe Rand, Scythe Volta, High Blade Xenocrates, Rowan, and Citra

In each character's folder, you will find:

- 1) Blank Coloring Pages (6 pieces of paper that come together as 1 poster)
- 2) Answer Key Example Responses
- 3) Digitally Colored Example

Suggested Lesson Procedure (2-3 days):

1. Put students into groups. I recommend small groups of 2-4. Personally, I believe 3 students is best because then each group member would be responsible for coloring at least 2 pieces of poster paper.
2. Provide all students with a copy of the Student Directions and Rubric. Review the objectives and grading rubric for this project. Show your students the colored example of Goddard to reveal what the final project will look like. Review classroom expectations as needed.
3. Assign each group 1 character. There might be some groups who complete the same person. Provide each group with the 6 pieces of Blank Coloring Pages that align with their specific character.
4. Provide each individual student with a Brainstorm Worksheet. Each student should spend a significant amount of time using their notes and the novel to find the information needed on the worksheet. You could ask students to break up the work, then come together and share their findings afterward, or ask that students work together to find all of the necessary components as a group effort.
5. Once students have filled in all of the character analysis boxes on the worksheet, they should work within their groups to compare notes and decide on the most essential information that will go on their final posters.
6. Have students evenly distribute the pieces of the poster paper amongst the group. Students should then copy their information onto their Blank Coloring Pages.
7. Students should color their poster pages with colored pencils, crayons, or markers. Group members should communicate with each other about color choices.
8. Students will cut along the dotted lines to retrieve the final 6 pieces of poster paper and tape the 6 pieces of paper in their proper places so that the illustration lines up correctly.
9. Once taped together, students should resolve any issues or fix any imperfections.
10. Hang up the final projects in the hallway or in your classr

Character Analysis Collaborative Poster Project

Objective: Analyze a character from a piece of literature using various characterization techniques as a means to deepen your understanding of the text. Work as a team to create an attractive poster that includes a colored illustration of the character and presents the most essential information. Practice effective communication, negotiation, and teamwork.

1. The poster is comprised of 6 separate pieces of paper. Evenly distribute the pieces of the poster amongst the members in your group.
2. Using your notes and the novel, complete the brainstorming worksheet. Analyze and describe the character you are assigned. Be as specific as possible with your explanations. Use quotations, information, and evidence from the text to support your analysis.
3. Examine the information you've gathered. Compare notes with your group members and remove any repeated or redundant information. Choose essential information that you will use to fill in the appropriate boxes on your pieces of poster paper.
4. Proofread, revise, and edit the information you've found. Make sure the information you gathered is written in your own words.
5. Neatly copy your final drafts of information onto your poster. Use dark pen or marker. (You can use pencil to begin with and then trace over the pencil with a darker pen.)
6. Collaborate with your group to choose a color scheme for your poster. Each group member should color an equal number of pages. You can use crayons, colored pencils, markers, glitter, and other crafting materials. The poster must be entirely colored.
7. Complete the project! Carefully cut along the dotted lines to retrieve the final 6 pieces of poster paper. Tape the 6 pieces of paper in their proper places, so that the illustration lines up correctly. Once taped together, fix any imperfections.



PREVIEW

NOT FOR EDUCATIONAL USE

Character Analysis Poster Project Rubric

	20	15	10	5
Analysis and Accuracy	The group demonstrates a deep understanding of the character with an extensive amount of support from the novel. The analysis includes important details, examples, and quotations that are accurate and specific.	The group demonstrates a basic understanding of the character with a sufficient amount of support from the novel. The analysis includes some important details, examples, and quotations that are mostly accurate and specific.	The group demonstrates an elementary understanding of the character with a passable amount of support from the novel. Several details, examples, and quotations are lacking, unclear, or inaccurate.	The group does not demonstrate an acceptable understanding of the character. The group fails to provide details, examples, or quotations to support the analysis.
Overall Appearance	The overall appearance is exceptionally creative and aesthetically pleasing. The graphic elements are skillfully and neatly colored. The written text is distinct and easy to read.	The overall appearance is creative and aesthetically pleasing. The graphic elements are neatly colored for the most part. The written text is easy to see and read.	The overall appearance is somewhat creative and acceptably attractive. The graphic elements are colored completely, though slightly messy. The written text is visible and decently readable.	The overall appearance is messy and not attractive to look at. The graphic elements are not colored completely. The written text is difficult to see and comprehend.
Participation	All students in the group are on task, and everyone completes his/her individual role. All group members contribute to the planning and execution of the project. Group members follow directions and complete the project on time. The group has evidently invested a significant amount of time into analyzing the character.	Mostly all students in the group are on task, and majority of the members complete his/her individual role. Most of the group members contribute to the planning and execution of the project. Most of the group members follow directions and complete the project on time. The group appears to have invested a significant amount of time into analyzing the character.	Some of the students in the group are on task and complete his/her individual role, while others do not. Some of the group members contribute to the planning and execution of the project. Some of the group members follow directions and complete the project on time. Some group members have invested a decent amount of time into analyzing the character.	The students in the group are seldom on task, and less than half of the group members complete his/her individual role. The group members scarcely spend time planning for the project. Hardly any of the group members follow directions nor complete the project on time. The group puts minimal thought into the analysis of the character.
Cooperation	The group works together to create a well-executed project. Students respect one another and encourage the ideas and efforts of others in a cooperative manner. The group demonstrates a positive attitude towards the project.	The group works together to create a completed project. Students mostly respect one another and maybe encourage the ideas and efforts of others. The group demonstrates a positive attitude towards the project.	The group sometimes works together, but mostly works independently to create a completed project. Students sometimes respect one another and tolerate the ideas and efforts of others. The group demonstrates a somewhat positive attitude towards the project.	The group does not work together in order to complete the project. Students show minimal respect for one another and struggle to tolerate the ideas and efforts of others in a decent manner. The group demonstrates a negative attitude towards the project.
Attention to Detail	Writing contains 0-1 errors in grammar, punctuation, or spelling. The group thoroughly and effectively completes all the project requirements.	Writing contains maybe 2-3 errors in grammar, punctuation, or spelling, but it does not distract the reader from the overall content. The group completes all of the project requirements.	Writing contains 3-4 errors in grammar, punctuation, or spelling that somewhat distract the reader from the content. The group completes most of the project requirements.	Writing contains more than 4 errors in grammar, punctuation, or spelling that distract the reader from the content. The group completes some of the project requirements.

Group Members:

Additional Comments:

PREVIEW

NOT FOR EDUCATIONAL USE

Name: _____

Class: _____

Character Analysis Worksheet

First, analyze the character you are assigned and write your findings here. Each box should include 2-4 sentences. The questions above each box are intended as guidelines. Use evidence from the novel to support your answers. When you are finished, transfer your answers to the boxes on your poster.

Character Name: _____

Actions

Character actions reveal their personalities. What does the character do? How does the character behave?

Speech

What does the character say? How does the character speak? Include a direct quote.

Personality

List at least three personality traits this character possesses. (This is the only box you do not need to use complete sentences.)

Appearance

What does the character look like? How old are they? How does the character dress?

Dynamic or Static

Dynamic characters are those who undergo significant changes, growth, or development over the course of a story. Static characters remain relatively unchanged throughout the story. Is this character dynamic or static? Explain.

PREVIEW

NOT FOR EDUCATIONAL USE

Effect on Others

What do others say or think about this character? How do other characters feel in reaction to this character?

PREVIEW

NOT FOR EDUCATIONAL USE

Flat or Round

Flat characters are one-dimensional and lack complexity. Round characters demonstrate a range of traits, emotions, and experiences that make them more realistic and relatable. Is this character round or flat? Explain.

PREVIEW

NOT FOR EDUCATIONAL USE

Conflicts

Describe at least one internal/external conflict this character faces. Who is this character's enemy or adversary?

PREVIEW

NOT FOR EDUCATIONAL USE

Passions

Who or what does this character care about? What are his/her values?

PREVIEW

NOT FOR EDUCATIONAL USE

Challenges

What challenges must this character overcome, if any? Has he/she overcome any obstacles in the past?

PREVIEW

NOT FOR EDUCATIONAL USE

Goals

What ambitions does this character have? What do they hope to achieve?

PREVIEW

NOT FOR EDUCATIONAL USE

Relationships

Who is this character related to? Romance? Friendships? Who can this character trust?

PREVIEW

NOT FOR EDUCATIONAL USE