


PREVIEW

NOT FOR EDUCATIONAL USE

DYLAN THOMAS

DO NOT GO GENTLE INTO THAT GOOD NIGHT



NOT FOR EDUCATIONAL USE

Poetry One Pager Project

One Pager Project

A one-pager is a collage of illustrations and written analyses on one page that make up an aesthetically pleasing and detailed interpretation of a subject or piece of literature.

Directions

Share your unique understanding of the literature on one page by imaginatively blending your written ideas with colorful images from the poem. You should spend at least thirty minutes reading and/or brainstorming ideas before you begin decorating your page. Use a standard size piece of blank paper (8.5 x 11) or you may use a template provided for you.

Requirements

- Include the title of the poem and author.
- Include one or more lines from the poem.
- Incorporate three or more illustrations/graphic images (or one large picture with at least three different elements within the drawing).
- Include the universal theme or message of the poem.
- Include the type of poem somewhere on the page.
- Describe at least one example of figurative language from the poem. (Examples: metaphor, simile, personification, hyperbole, imagery, pun, oxymoron, paradox, idiom, allusion, symbolism)
- Describe at least one example of a sound device from the poem. (Examples: assonance, consonance, alliteration, anaphora, rhyme, rhyme scheme, repetition, onomatopoeia, cacophony)
- Include two words that define the mood of the poem.
- Include two words that define the tone of the poem.
- You must fill the entire page.
- Your page must be colored.

Grading Rubric

Overall Appearance	Your page is detailed and neat. Images are clear and text is easy to read. The overall appearance is creative and aesthetically pleasing.	10 Points
Information	You include all the components required in the directions.	10 Points
Literary Elements	You accurately identify figurative language and sound devices in the poem. Your choices are insightful and interesting.	10 points
Analysis	You show you understand the literature through your explanation of theme, and your choice of mood and tone words based on the poem.	10 Points
Graphics	You chose illustrations that highlight important parts of the text. The graphic elements are neat, colored, and are incorporated seamlessly into the work.	10 Points

PREVIEW

NOT FOR EDUCATIONAL USE

PREVIEW

NOT FOR EDUCATIONAL USE

PREVIEW

NOT FOR EDUCATIONAL USE

PREVIEW

NOT FOR EDUCATIONAL USE

PREVIEW

NOT FOR EDUCATIONAL USE

PREVIEW

NOT FOR EDUCATIONAL USE

PREVIEW

NOT FOR EDUCATIONAL USE

PREVIEW

NOT FOR EDUCATIONAL USE

<p>PREVIEW</p> <p>NOT FOR EDUCATIONAL USE</p>		
<p>PREVIEW</p> <p>NOT FOR EDUCATIONAL USE</p>		

PREVIEW

NOT FOR EDUCATIONAL USE

PREVIEW

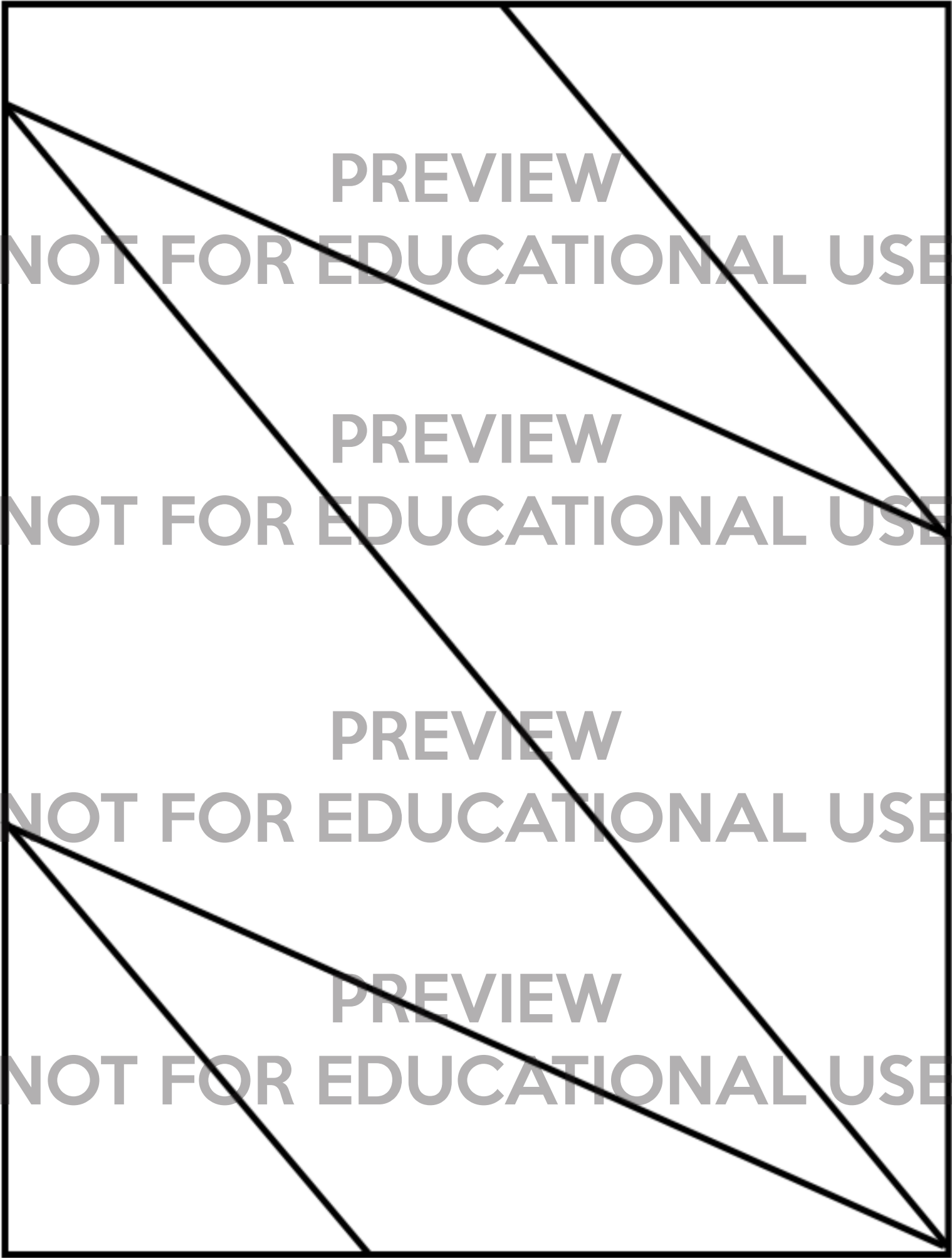
NOT FOR EDUCATIONAL USE

PREVIEW

NOT FOR EDUCATIONAL USE

PREVIEW

NOT FOR EDUCATIONAL USE



PREVIEW
NOT FOR EDUCATIONAL USE

PREVIEW
NOT FOR EDUCATIONAL USE

PREVIEW
NOT FOR EDUCATIONAL USE

PREVIEW
NOT FOR EDUCATIONAL USE

PREVIEW
NOT FOR EDUCATIONAL USE

PREVIEW
NOT FOR EDUCATIONAL USE

PREVIEW
NOT FOR EDUCATIONAL USE

PREVIEW
NOT FOR EDUCATIONAL USE

PREVIEW

NOT FOR EDUCATIONAL USE

PREVIEW

NOT FOR EDUCATIONAL USE

PREVIEW

NOT FOR EDUCATIONAL USE

PREVIEW

NOT FOR EDUCATIONAL USE

PREVIEW

NOT FOR EDUCATIONAL USE

PREVIEW


NOT FOR EDUCATIONAL USE

PREVIEW

NOT FOR EDUCATIONAL USE

PREVIEW

NOT FOR EDUCATIONAL USE



PREVIEW
NOT FOR EDUCATIONAL USE

PREVIEW
NOT FOR EDUCATIONAL USE

PREVIEW
NOT FOR EDUCATIONAL USE

PREVIEW
NOT FOR EDUCATIONAL USE

PREVIEW

NOT FOR EDUCATIONAL USE

PREVIEW

NOT FOR EDUCATIONAL USE

PREVIEW

NOT FOR EDUCATIONAL USE

PREVIEW

NOT FOR EDUCATIONAL USE