

# The Masque of the Red Death Digital Escape Room

## Teacher Instructions

Thank you for your purchase! Your students are going to love solving puzzles in this 360° digital escape room. This activity is designed to work for a laptop, tablet, or smart phone. Students will solve a series of clues based on the short story "The Masque of the Red Death" by Edgar Allan Poe. Please do not share this link with other educators as it is my copyrighted work and against my terms of licensing. You can purchase additional licenses in my [TpT store](#).

Have your students work independently or in teams; it's up to you! Included in this zip folder are teacher instructions, student instructions, the master lock graphic organizer, answer keys, printable copies of clues 2 and 5 (in case you'd like to print these as paper clues for students), and a reflection sheet. While using this resource, you must have a wi-fi connection and the ability to access the following sites: kuula.co and Google Forms (your students do not need a Google account).


The room is a 360 degree panoramic photo, so the clues are all around the digital room. You must click your mouse and hold down the cursor to scan the entire room. Drag the arrow in whichever way you'd like to go. If you are using a smart phone, simply swipe your finger. Students should read the story prior to this activity.

No password is required to gain access to the room. If this happens to you, it means your district's firewall is blocking the program and you should contact your IT department.

### The Masque of the Red Death Escape Room

#### Teacher Instructions:

1. Share the directions with your students digitally (includes the student link to the escape room) and verbally review the rules with your students. Students should have a copy of the text nearby!
2. Set a timer for 45 minutes using a classroom timer or a [free timer online](#); make sure students are aware that they are being timed. Timing students is optional! You can adjust the time as you please.
3. Upon entering the room, have your students start by clicking the "1" button to solve their first clue. Students should then move on to clue 2, clue 3, clue 4, clue 5, and lastly clue 6.
4. The 6 clues are labeled by numbers. For every clue students figure out, they **must** record their answers on their Master Lock graphic organizer (on paper). The master lock (a google form) requires 6 correct answers from all 6 clues and is mandatory for students to "escape." They can find the link to the Master Lock located on the door when they are ready to escape.
5. Once time is up, direct students to fill out a reflection sheet to get their feedback (optional).





# The Master Lock



Clue Number	Answers
Clue #1	
Clue #2	
Clue #3	
Clue #4	
Clue #5	
Clue #6	



## Clue 1

the prince's ball was going swell  
until the uninvited arrived on sight.  
the prince became aggravated  
and demanded we put up a fight.

tO show he wasn't a coWard,  
he ran all the way to the west.  
beside the blood-tinted panes  
he'd accost the unwelcoMe guest.

the revelers, seized with terror,  
thought it best to stAy behiNd.  
but the headstrong, doughtY prospero  
was Raging in his mind!

i fOllowed the prince thrOugh the chamBers,  
aS i was ready to put up A fight.  
they will say that i am an impulsive fool,  
and in this case, they will be Right.

thE prInce pluNged at the mysTerious figure  
but His plan wEnt tragically awry,  
standing by the door, only a few feet away,  
i heard a sharP, ear-piercing cRy.

do I ruN back through the ChambErS?  
the violet, white, orange, and green?  
through the Purple, then the blue,  
will i escape this horrid scene?

when i step into the black and red room,  
to confront the dAnger face-to-face,  
it's cLear that this is no ordinAry fight  
and i must break out of this place.

turn around, and Crack the lock  
to access the fastened door.  
if i live, i'll never tell a soul  
about the red death in thE corridor.

**Hint: Pay attention to the capitalized letters.**



## Clue 2

Each letter corresponds to a number and vice versa. Complete the partially finished phrase by guessing the missing letters. As you guess letters correctly, you will find that the puzzle becomes easier and easier.

A	
B	
C	12
D	
E	
F	
G	
H	7
I	15
J	
K	
L	
M	
N	9
O	11
P	
Q	
R	
S	
T	
U	24
V	
W	
X	
Y	
Z	

$$\frac{H}{7} \quad \frac{21}{21} \quad \frac{3}{3} \quad \frac{6}{6}$$

$$\frac{O}{11} \quad \frac{21}{21} \quad \frac{2}{2} \quad \frac{3}{3} \quad \frac{26}{26} \quad \frac{9}{9}$$

$$\frac{O}{11} \quad \frac{16}{16} \quad \frac{2}{2} \quad \frac{S}{4}$$

$$\frac{H}{7} \quad \frac{6}{6} \quad \frac{2}{2}$$

$$\frac{I}{15} \quad \frac{C}{12} \quad \frac{26}{26} \quad \frac{25}{25} \quad \frac{9}{9} \quad \frac{2}{2}$$

$$\frac{16}{16} \quad \frac{25}{25} \quad \frac{3}{3} \quad \frac{21}{21}$$

$$\frac{O}{11} \quad \frac{9}{9}$$

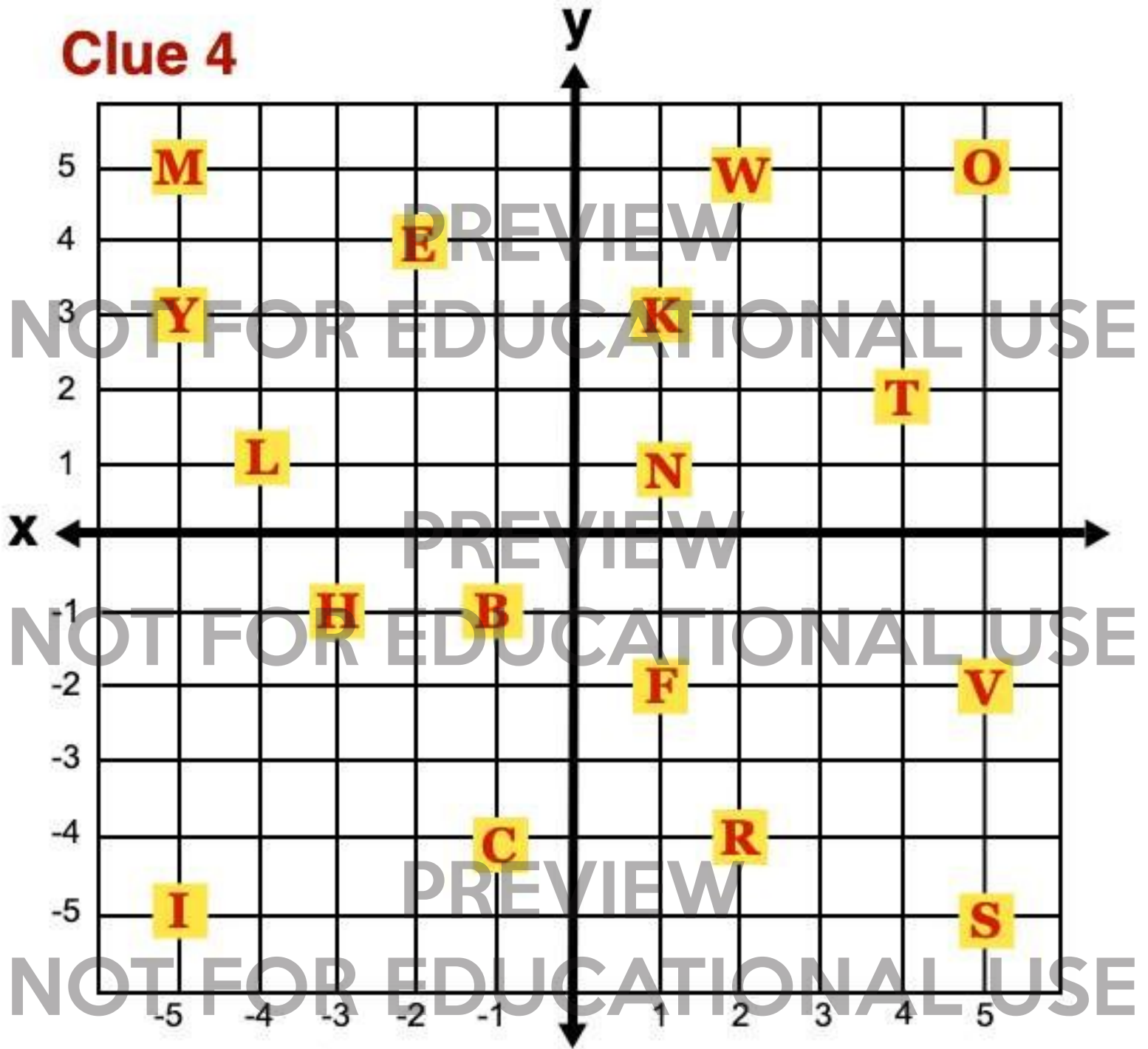
$$\frac{H}{7} \quad \frac{6}{6} \quad \frac{2}{2}$$

$$\frac{I}{15} \quad \frac{N}{9} \quad \frac{6}{6} \quad \frac{25}{25} \quad \frac{U}{24} \quad \frac{16}{16} \quad \frac{2}{2} \quad \frac{25}{25}$$

# PREVIEWS



# Clue 4

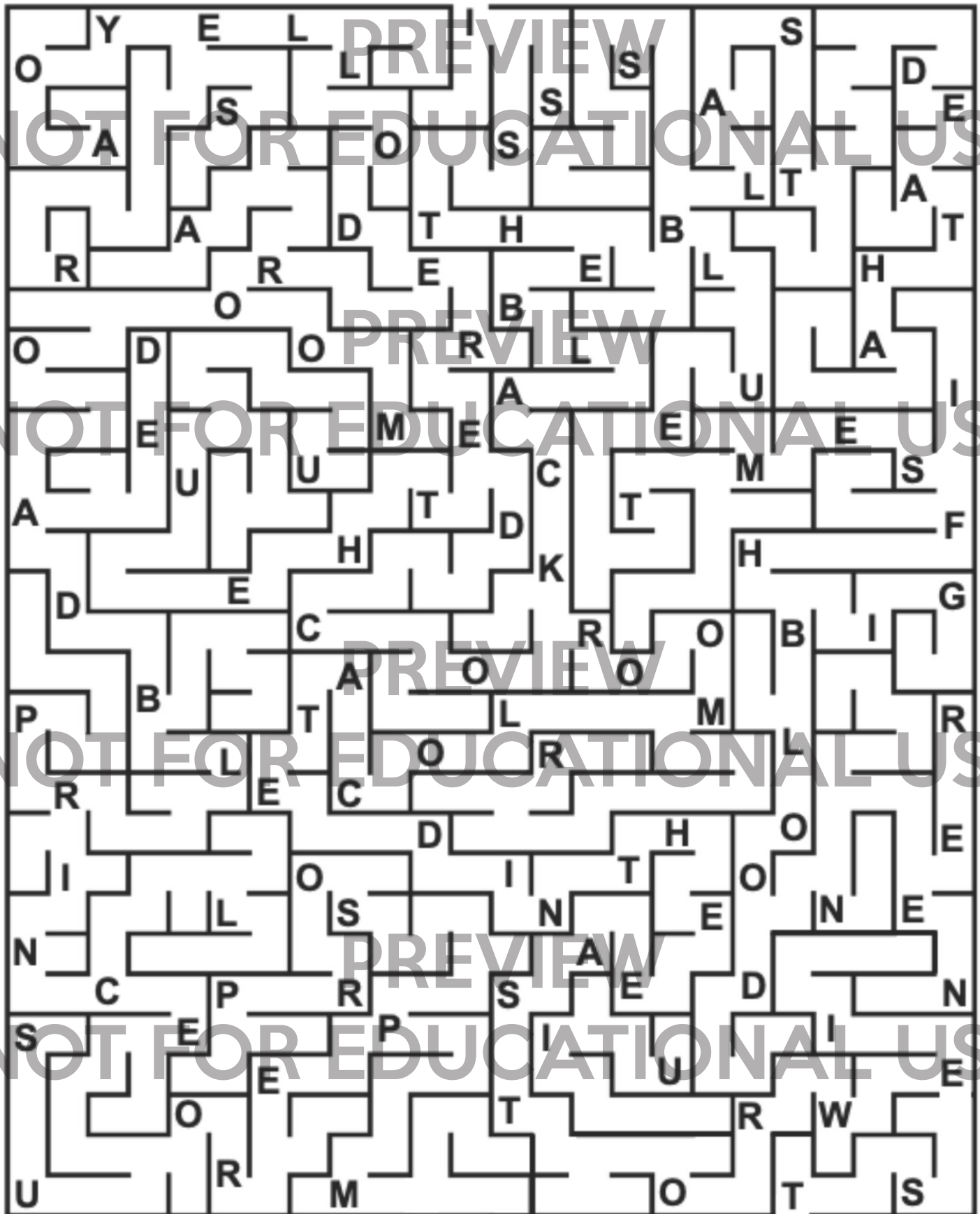


4,2 -3,-1 -2,4  
-2,4 -1,-1 5,5 1,1 -5,3  
-1,-4 -4,1 5,5 -1,-4 1,3  
5,-5 4,2 2,-4 -5,-5 1,3 -2,4 5,-5  
-2,4 5,-2 -2,4 2,-4 -5,3 \_\_\_\_\_.

# Clue 5

Track the letters in the correct path from start to finish.

START



FINISH

## Clue #6 Google Form Comprehension Questions

Students will answer the following multiple choice questions based off the short story "The Masque of the Red Death" by Edgar Allan Poe and take their answers (letters only) in numerical order and use that as the answer for clue #6 in the Master Lock.

1) Why do the Prince and his friends seclude themselves?

2) What are the symptoms of the "Red Death"?

3) What do the masqueraders and musicians do every time the ebony clock chimes?

4) What is the mood of the story?

5) What happens to the revelers in the end?

6) Which of the following BEST expresses the theme of "The Masque of the Red Death"?

The final answer will be as follows:

NOT FOR EDUCATIONAL USE



## Master Lock

On the door in the room, is a picture of a lock. This is the link to the Master Lock. This is where students will find the google form to escape. They will type in all their answers from clues 1-6. If they are correct, they will get the screen that says "Congratulations!" (shown below).



## Master Lock Masque of the Red Death Escape Room

Congratulations! You escaped the room!

[View accuracy](#)