

Harry Potter and the Sorcerer's Stone

One Pager Project

A one-pager is a collage of illustrations and written analyses on a single page that together create an aesthetically pleasing and detailed interpretation of a subject or piece of literature.

Directions:

Share your unique understanding of the text on one page by imaginatively blending your written ideas with colorful images related to the story. You should spend at least 30 minutes reading and/or brainstorming ideas before you begin decorating your page. It's recommended you begin with pencil first for your design so it's easy to make changes before finalizing your work in ink or color. Use a standard-size piece of blank paper (8.5 x 11) or a template may be provided for you. Your page can be horizontal or vertical.

Below is a list of what should be included on your page:

- State the title of the novel and the author's name
- Analyze one theme or message from the novel (at least 2 sentences)
- Describe one major character **and** one minor character
- Include a personal reflection (at least 2 sentences about your own thoughts, feelings, or reactions to the story)
- Explain one internal or external conflict in the story
- Choose **three** or more of the following literary elements to incorporate as they apply to the novel specifically: *antagonist, protagonist, symbol, irony, flashback, juxtaposition, foil characters, genre, point of view, climax, resolution, setting, foreshadowing, mood, tone, imagery, or any example of figurative language*
- Draw a minimum of **four** illustrations that are directly related to the novel in some way
- You must fill your entire page
- Your page must be colored

Grading Rubric

Overall Appearance	Your page is detailed and neat. Images are clear and text is easy to read. The overall appearance is creative and aesthetically pleasing.	10 Points
Information	Your explanations and references are accurate. You include all the required components from the directions.	10 Points
Analysis	You demonstrate you understand the literature through your examples and commentaries. The literary elements you choose are insightful and depict important ideas from the story.	10 Points
Writing Conventions	You use proper grammar, punctuation, spelling, and usage. Effective word choice demonstrates a strong understanding of context and purpose.	10 Points
Graphics	You choose illustrations that highlight meaningful parts of the story. The graphic elements are neat, colored, and incorporated seamlessly into the work.	10 Points

50 Points

Voldemort is one antagonist. He rose to power before Harry's birth and murdered his parents. He possesses Professor Quirrell using him as a host to get close to Harry.

THEME: Humility and the willingness to sacrifice for others are signs of goodness. Harry risks his life by standing up to Voldemort and trying to prevent him from taking the stone. His willingness to die is the ultimate act of self-sacrifice.

PREVIEW

Hermione is a major character who is intelligent, brave, and selfless. She drinks the potion that will take her back through the flames, letting Harry go ahead to face the final challenge alone. She sacrifices herself so Harry can succeed.

Neville Longbottom is a minor character who struggles with magic, but is brave. He tries to stop Harry, Ron, and Hermione from sneaking out because he doesn't want Gryffindor to get in trouble.

The setting is in England and at Hogwarts School of Witchcraft and Wizardry during modern times.


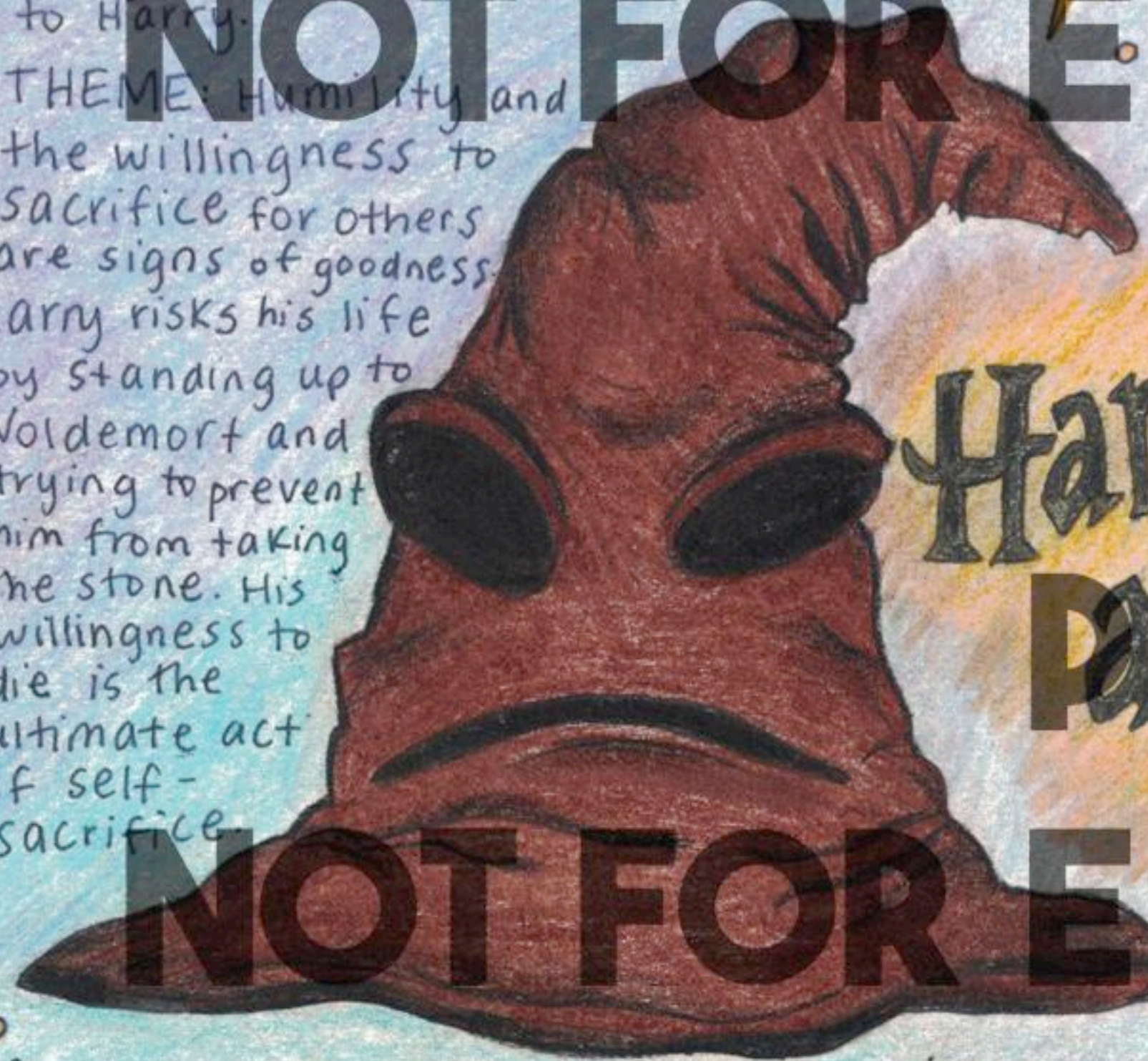
Harry Potter and the Sorcerer's Stone

BY J.K. ROWLING

The Sorcerer's Stone is a symbol of how the pursuit of power can lead to corruption. The stone is a rare object that turns metal to gold and can create the Elixir of Life, granting immortality.

Draco and Harry have a conflict early on that continues. Draco insults Ron and asks to be Harry's friend. Harry refuses to shake his hand which seals their adversarial relationship. Draco warns him to be polite or else he will "go the same way as his parents."

What stood out to me was how much the characters relied on each other to succeed. It made me grateful for my friends because they are extremely important to me.



PREVIEW

NOT FOR EDUCATIONAL USE




PREVIEW

NOT FOR EDUCATIONAL USE

PREVIEW

NOT FOR EDUCATIONAL USE

PREVIEW
NOT FOR EDUCATIONAL USE



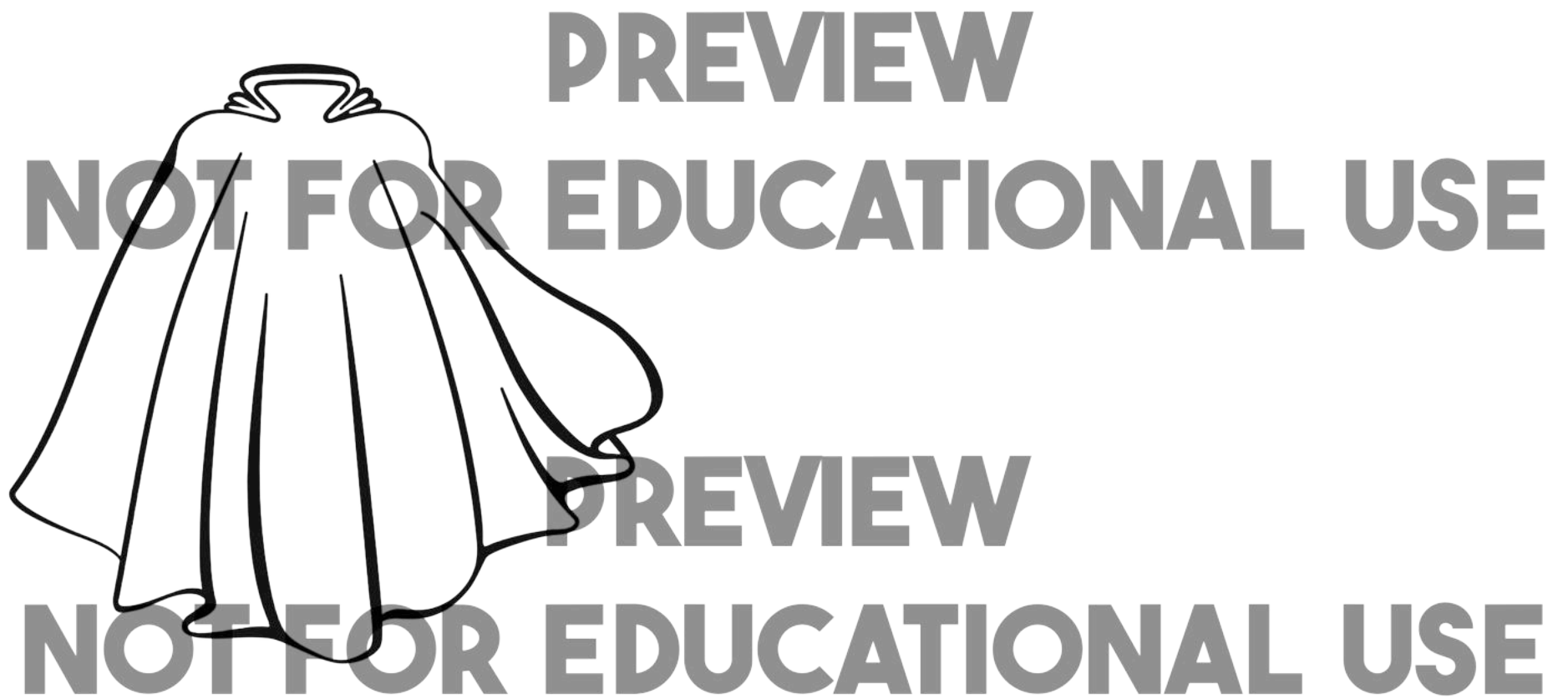
PREVIEW
NOT FOR EDUCATIONAL USE

PREVIEW
NOT FOR EDUCATIONAL USE

PREVIEW
NOT FOR EDUCATIONAL USE



PREVIEW
NOT FOR EDUCATIONAL USE



	<p>PREVIEW</p> <p>NOT FOR EDUCATIONAL USE</p>	
--	---	--

PREVIEW

NOT FOR EDUCATIONAL USE



PREVIEW

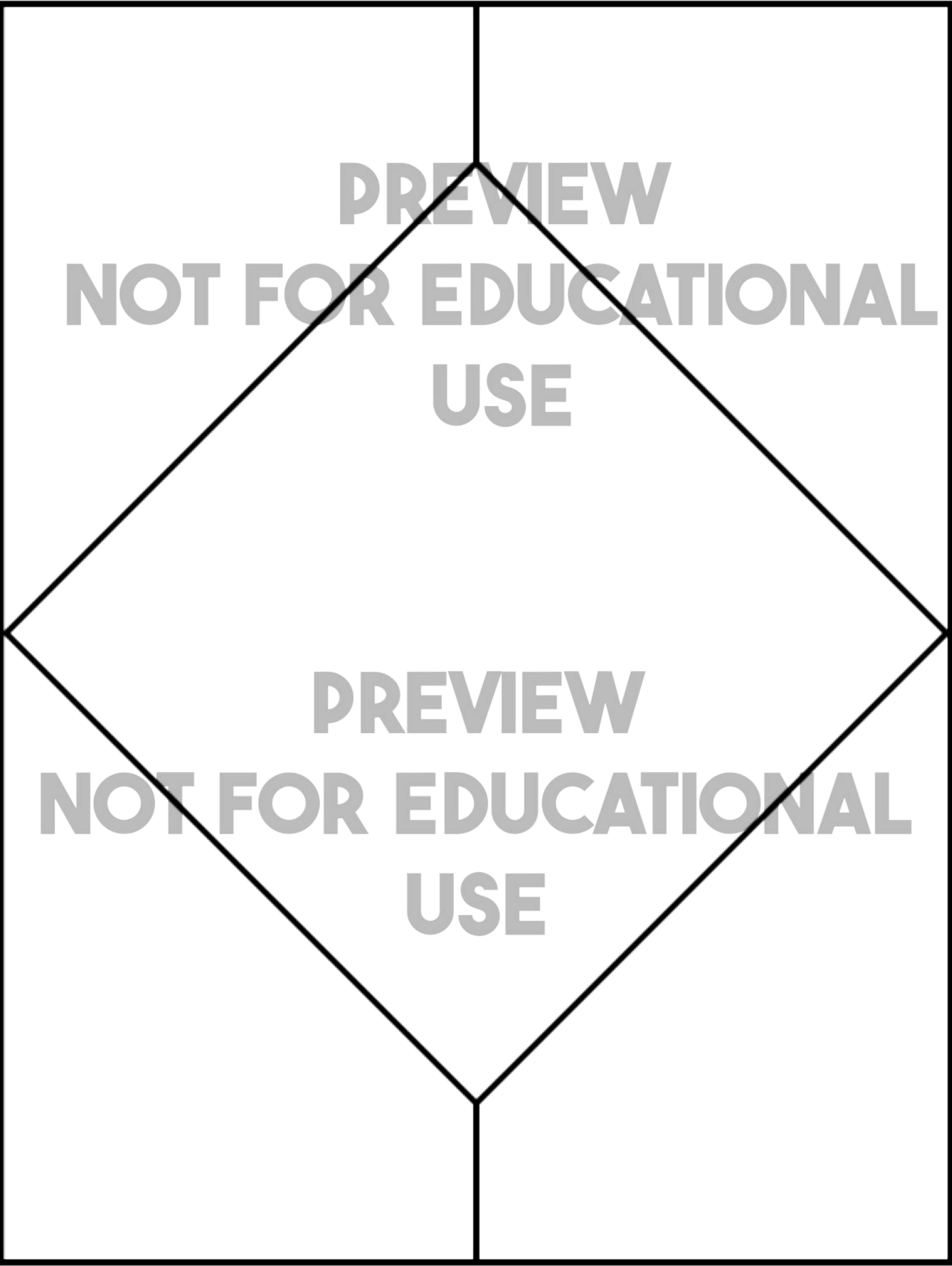
NOT FOR EDUCATIONAL USE

PREVIEW

NOT FOR EDUCATIONAL USE

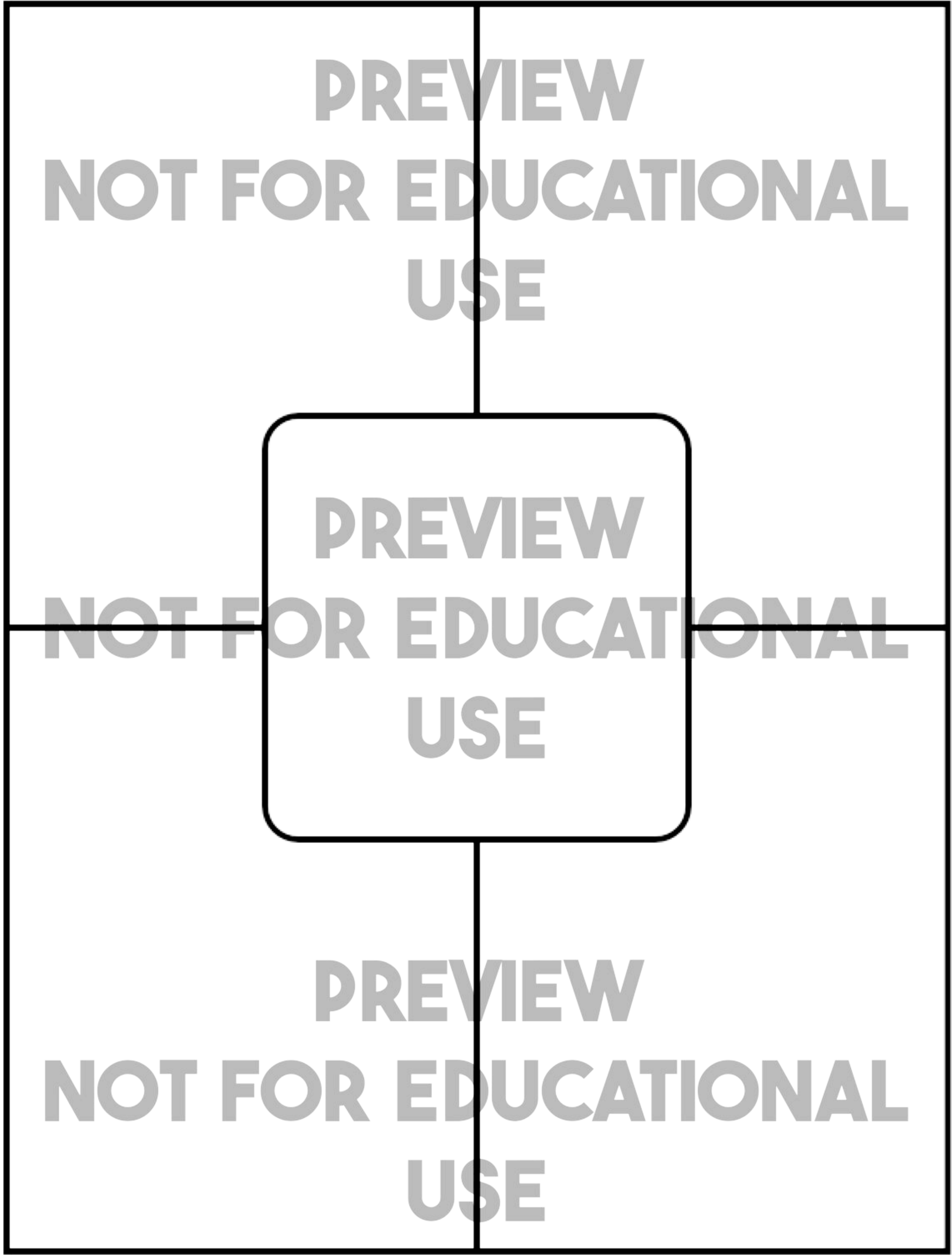
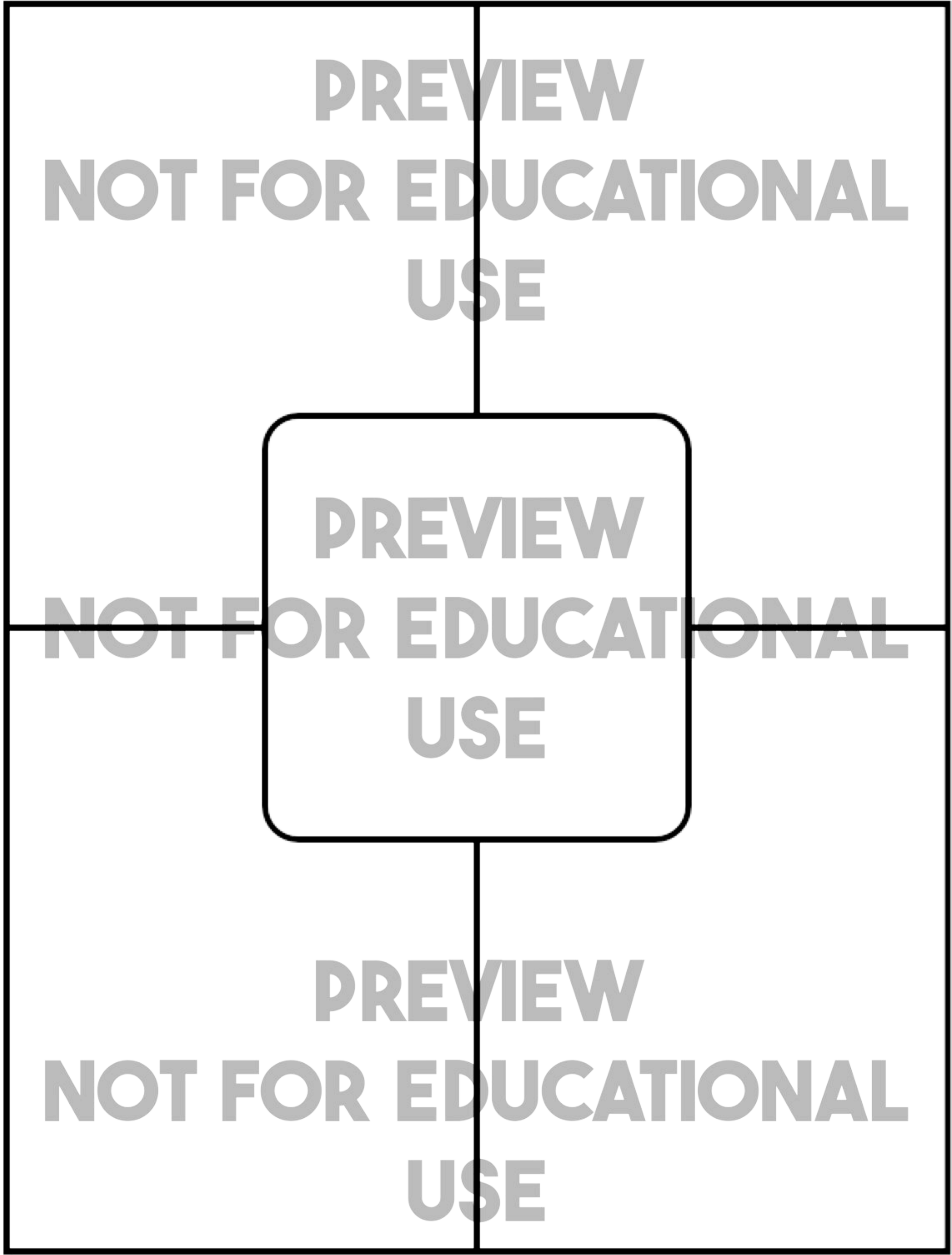
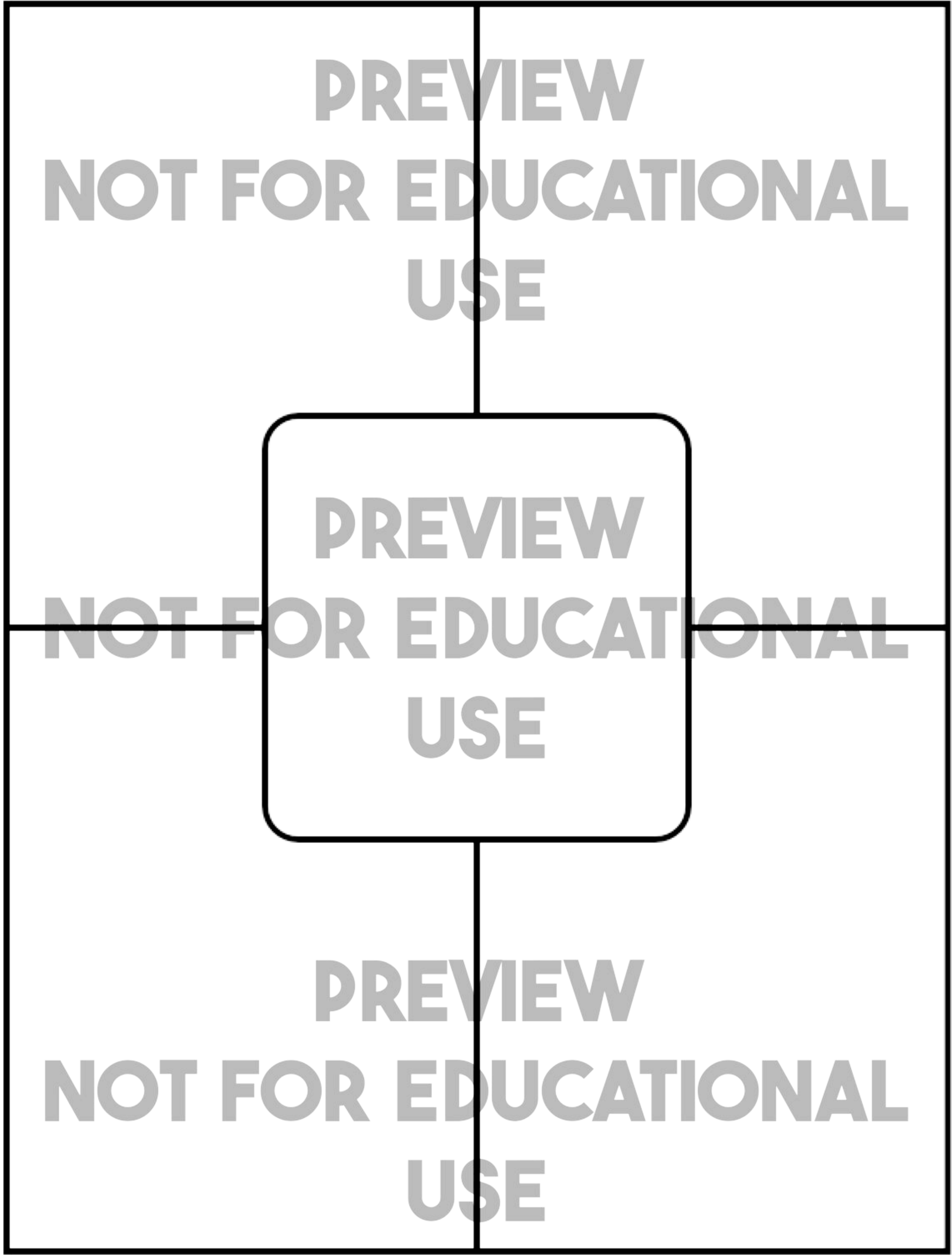
**PREVIEW
NOT FOR EDUCATIONAL
USE**

**PREVIEW
NOT FOR EDUCATIONAL
USE**



PREVIEW
NOT FOR EDUCATIONAL
USE

PREVIEW
NOT FOR EDUCATIONAL
USE



**PREVIEW
NOT FOR EDUCATIONAL
USE**

**PREVIEW
NOT FOR EDUCATIONAL
USE**



PREVIEW

**NOT FOR EDUCATIONAL
USE**

PREVIEW

**NOT FOR EDUCATIONAL
USE**