

Back to School Digital Escape Room

Teacher Instructions

Thank you for your purchase! Your students are going to love deciphering and solving puzzles in this 360° digital escape room. This activity is designed to work for a laptop, tablet, or smart phone. Students will solve a series of clues based on the classroom and concepts that are related to school. Please do not share this link with other educators as it is my copyrighted work and against my terms of licensing. You can purchase additional licenses in my [TpT store](#).

Have your students work independently or in teams, it's up to you! Included in this download are teacher instructions, student instructions, the master lock graphic organizer, answer keys, and a reflection sheet. I have also included PDF printable files for Clues #2, #3, and #5 just in case you want to print them (might help some students to see them on paper). While using this resource, you must have a wi-fi connection and the ability to access the following sites: [kuula.co](#), Google Forms, and JigsawPlanet.com

Back to School Escape Room

1. Share directions with your students digitally (includes the student link to the escape room).
2. Verbally review the rules with your students.
3. Set a timer for 45 minutes using a classroom timer or use an online [free countdown timer](#); make sure students are aware that they are being timed. Timing students is completely **optional**! You can adjust the time as you wish.
4. Upon entering the room, have your students start by clicking the 1 button (shown below). The clues are labeled by numbers. For every clue students figure out, they must record their answers on their Master Lock graphic organizer (on paper). The master lock (a google form) requires seven correct answers from all seven clues and is mandatory for students to "escape." They can find the Master Lock located on the door when they are ready to escape.
5. Students don't have to complete the clues in order, but clue #1 gives students background information about why they're in the room. In this escape room, students accidentally went to the wrong classroom on the first day of school, and now they're locked in!
6. At the end, you can have students fill out a reflection sheet to get their feedback (optional).
7. TEACHER TIP: If your students are struggling at any point, give them a hint!





The Master Lock



PREVIEW

Clue Number	Answers
Clue #1	
Clue #2	
Clue #3	
Clue #4	
Clue #5	
Clue #6	
Clue #7	

PREVIEW

PREVIEW

PREVIEW

NOT FOR EDUCATIONAL USE

NOT FOR EDUCATIONAL USE

NOT FOR EDUCATIONAL USE

NOT FOR EDUCATIONAL USE

Answer Guide

Clue #1

hello teachers,
hello Friends,
it's time to start up
school again.

weLcome back!
i'm glad you're here.
this is going to be
a wonderful yeAr.

i hope you're ready
to have some fun.
pencils, books,
we've just beGun.

it's time for classes
to resume
but wait, you're stuck...
locked in this room?!

this can't be right
you can't be late...
there's not much time,
this cannot wait.

solve the PuzZles
and the clues
you're in the wrOng class
this is no ruse!

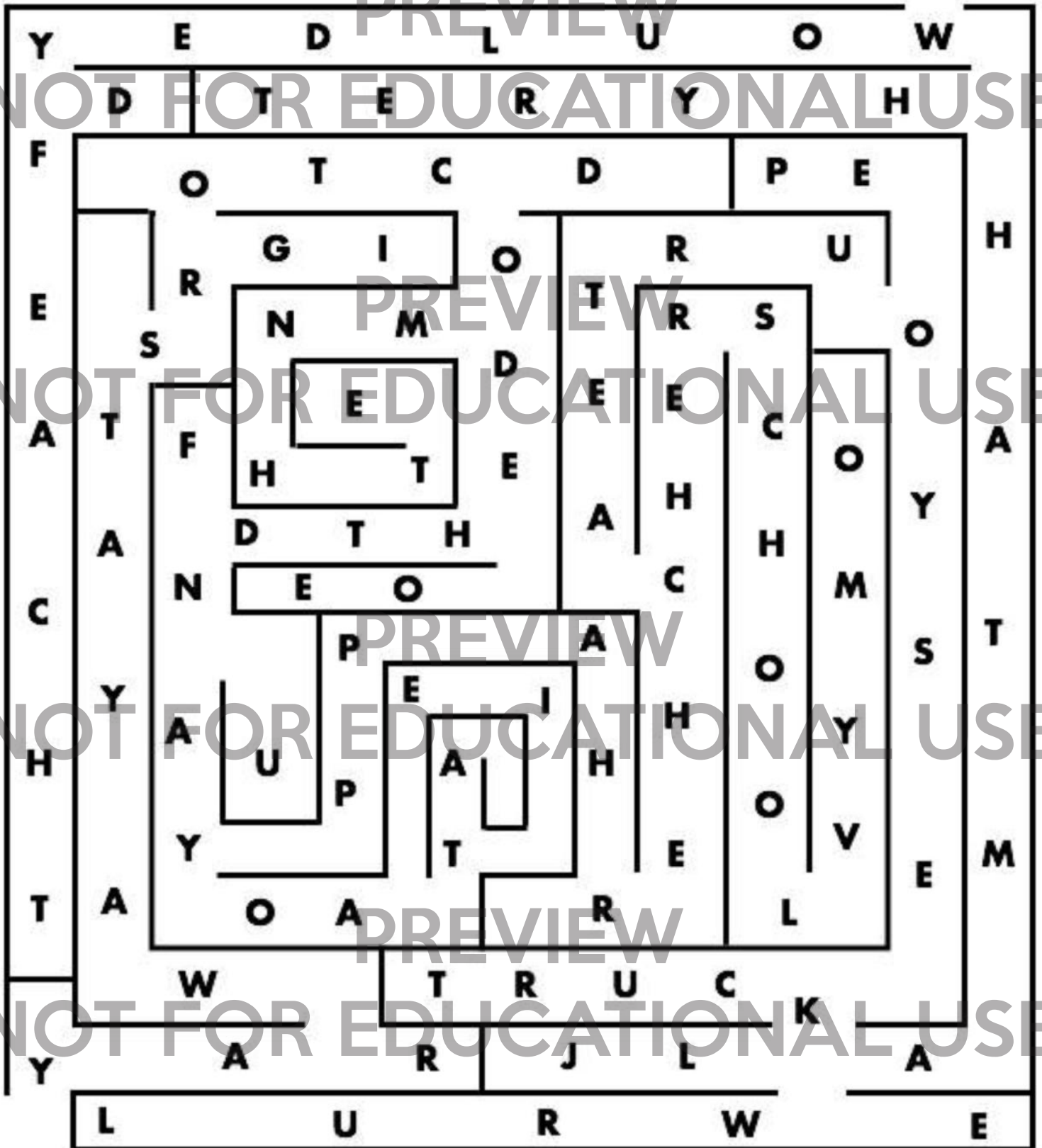
use your brain
don't be too sLow
you've got to find
the right way to go

they might wonder
where you've been
but now it's timE
to begin.

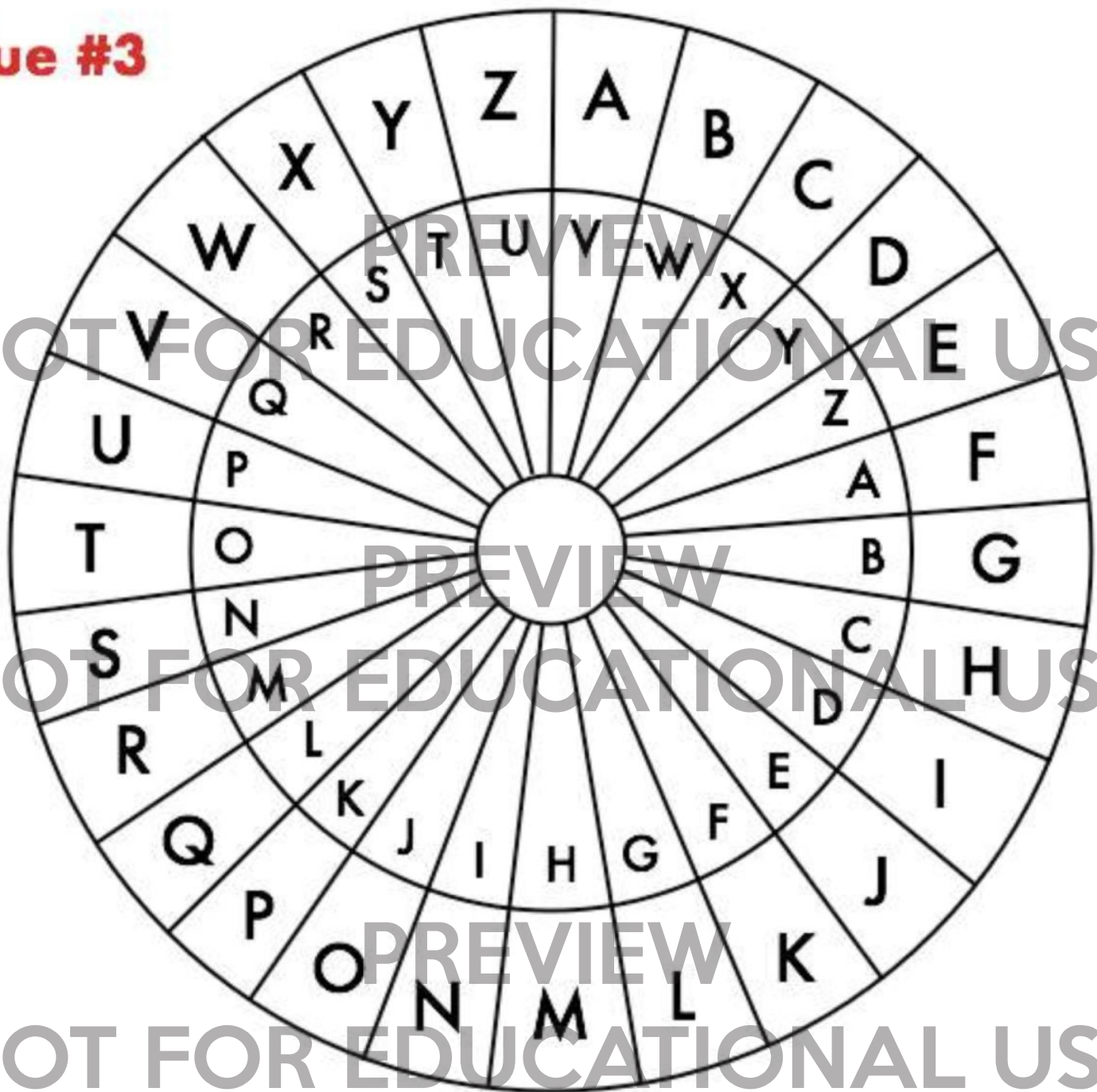
ANSWER = 

Clue #2

Start Here



Clue #3



Use the key above to decipher the red letters below
and then solve the clue.

A STUDENT WHO RECEIVES

UWJKJWJSYNFQ YWJFYRJSY

FROM THE TEACHER IS NOT CALLED AN

JIZHFYTW'X HTRUFSNTS

BUT RATHER A _____ .


Clue #4

Multiply the number of pencils on this desk by the hour on the clock.

$$8 \text{ (pencils)} \times 7 \text{ (7:00)} = \boxed{}$$

CLUE #5: Place the correct missing letters into the diagram to form words reading left to right. Then read the filled in letters from top to bottom to reveal your clue.

WHAT IS A NAME FOR...



Clue 6

a	b	c	d	e	f
g	h	i	j	k	l
m	n	o	p	q	r

s	t
w	x
y	z



Clue #7

Google Form Questions

Students will answer the following multiple choice questions and take the answers (letters only) in order and use that as the answer for clue #7 in the Master Lock.

The answer will be as follows: **cadb**

1) Which subject includes classes like Biology, Physics, and Chemistry? *

2) Who invented Post-its? *


3) The belief that one can learn from failures and come up with strategies to improve the

4) Despite my name, I am not a queen. When you hold me up to things, their length is seen.

Clue 7 Answer =

Master Lock

On the door in the room, is a picture of a lock. This is the link to the Master Lock. This is where students will find the google form to escape. They will type in all their answers from clues 1-7. If they are correct, they will get the screen that says "Congratulations!" (shown below).



Master Lock - Back to School Escape Room

Congratulations! You escaped the room!

[View accuracy](#)

Name:

Class:

Back to School Digital Escape Room Reflection

Were you able to escape the room before the time was up?

What was your favorite part about the escape room? What did you learn?

What was one problem you encountered in the escape room?

Was there anything you found too confusing or too difficult to solve?

Would you like to do more escape rooms in the future?

Is there anything you would change about the activity today to enhance your experience?

If you worked in a group, how did all of the group members work together? Did everyone participate? Explain.