

TEACHER DIRECTIONS

"A Kidnapped Santa Claus"

By L. Frank Baum

Suggested Lesson Procedure: ~4 Days

1) Activating Strategy: Have students complete the word splash. If you can help it, DON'T tell students the name of the short story yet. The purpose of this word splash is to build anticipation and have students make predictions about the story. A word splash is a strategy to help students activate prior knowledge, predict events, and make connections between key concepts within the material, essentially prepping them to better understand the upcoming story by pre-exposing them to certain terms.

Students will complete the word splash independently. (5 minutes)

2) Ask for a few volunteers to share. (5 minutes)

3) Teach/review the vocabulary terms using the Powerpoint presentation. Students should copy down the definitions on their graphic organizers. (20 minutes)

4) Read the short story "A Kidnapped Santa Claus." Stop intermittently to answer the reading questions. This will help students better comprehend the story as you read. (40 minutes)

5) Have students work in groups on the "After Reading Questions." (10 minutes)

6) Review the "After Reading Questions" with a class discussion. (10 minutes)

7) Review the plot elements as a class by completing the plot diagram. (10 minutes)

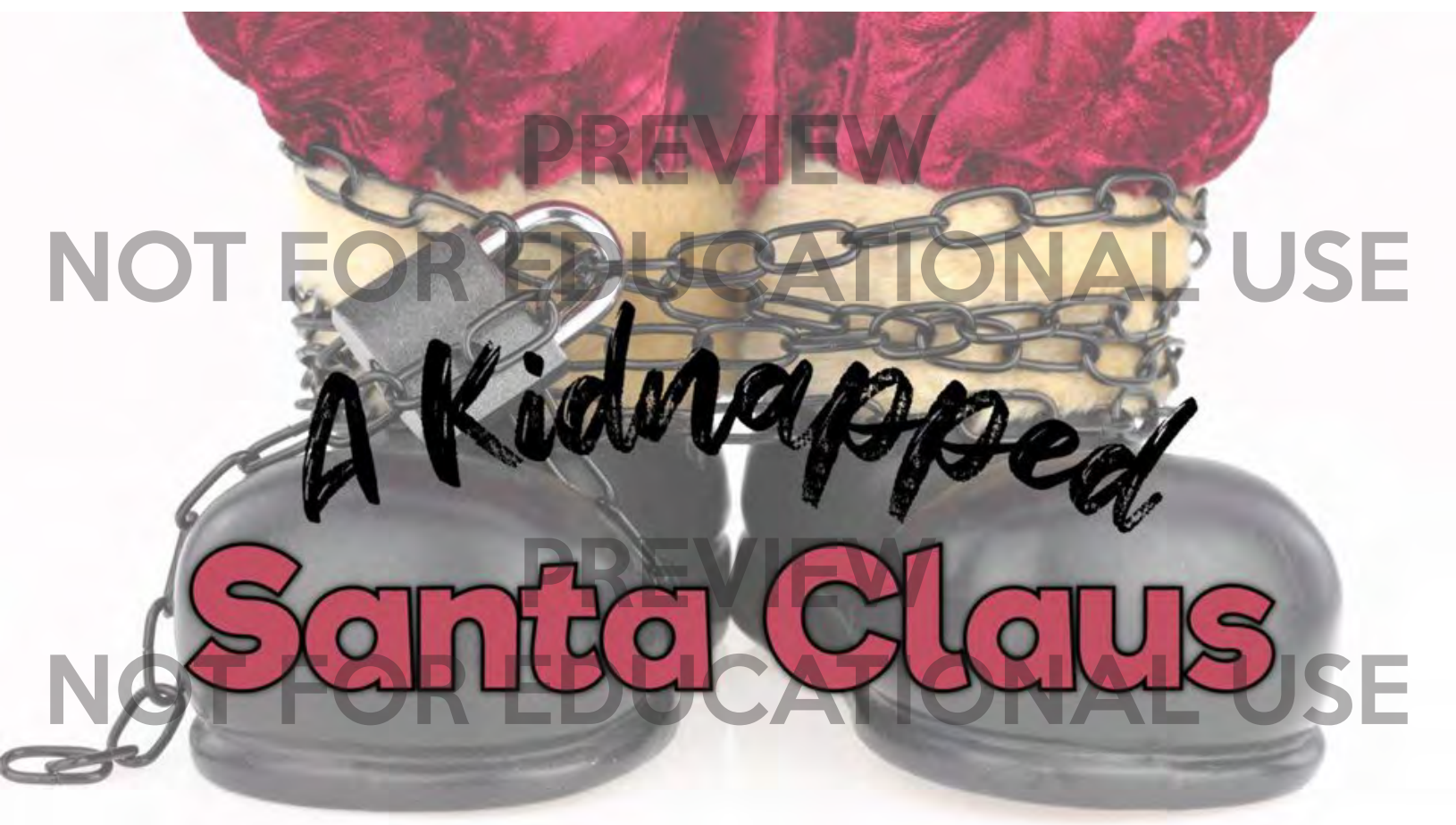
8) Assign students the "WANTED" or "HELP WANTED" projects. They can pick one of the two options to complete. Give them 30-40 minutes of class time to work.

9) Extension Activity: Watch the original animated film (1966 version) of *How the Grinch Stole Christmas!* (26 minutes)

10) Compare and contrast "A Kidnapped Santa Claus" to the Grinch movie using the compare/contrast worksheet. Students can work in groups after the film on this activity. (20 minutes)



PREVIEW
NOT FOR EDUCATIONAL USE



PREVIEW
NOT FOR EDUCATIONAL USE

PREVIEW
NOT FOR EDUCATIONAL USE


Ryls, Knooks, Pixies and Fairies

Knooks are small, gnome-like creatures who live in the forests and are known for taking care of the trees and the forest.

Ryls are creatures described as large, fish-like beings with the ability to move both on land and in water.

Pixies are small, magical creatures that are described as tiny, mischievous beings who are full of energy. They have the ability to disappear or become invisible.

Fairies are delicate magical creatures that sometimes possess powers like granting wishes, casting spells, or helping characters in need.



PREVIEW
NOT FOR EDUCATIONAL USE

PREVIEW

NOT FOR EDUCATIONAL USE

FOLLY

Part of Speech: noun

Definition: the act of being stupid; foolishness

Synonyms: madness, idiocy

Example sentence: It was pure folly for him to invest all his savings in a business venture without doing any research first.



PREVIEW

NOT FOR EDUCATIONAL USE

PREVIEW

NOT FOR EDUCATIONAL USE

CHAGRIN

Part of Speech: noun

Definition: a feeling of distress or embarrassment caused by failure

Synonym: embarrassment

Example sentence: To Betty's chagrin, she realized she had forgotten to submit her application on time, and has to wait another six months before she can apply again.



PREVIEW

NOT FOR EDUCATIONAL USE

PREVIEW

NOT FOR EDUCATIONAL USE

COAX

Part of speech: verb

Definition: to gently and persistently persuade (someone) to do something

Synonyms: entice, lure

Example sentence: Bobby tried to coax the shy puppy out from under the table with some bacon.



PREVIEW

NOT FOR EDUCATIONAL USE

PREVIEW

NOT FOR EDUCATIONAL USE

ENVY

Part of Speech: noun

Definition: a feeling of discontent caused by someone else's possessions, qualities, or luck

Synonym: jealousy

Example sentence: I felt a twinge of envy when my friend told me she was going to Disney World.



PREVIEW

NOT FOR EDUCATIONAL USE

PREVIEW

NOT FOR EDUCATIONAL USE

MALICE

Part of Speech: noun

Definition: the intention or desire to do evil or harm to others

Synonym: animosity

Example sentence: The Wicked Witch of the West spoke with malice, her voice dripping with hatred as she threatened to destroy Dorothy and her friends.



PREVIEW

NOT FOR EDUCATIONAL USE

PREVIEW

NOT FOR EDUCATIONAL USE

REPENT

Part of Speech: verb

Definition: to feel regret or remorse for something one has done, often with the desire to make amends

Synonyms: apologize, atone

Example sentence: After realizing his mistake, Joe began to repent for his harsh words.



PREVIEW

NOT FOR EDUCATIONAL USE

PREVIEW

NOT FOR EDUCATIONAL USE

RESENT

Part of Speech: verb

Definition: to feel anger, bitterness, or indignation about something perceived as unfair or unjust

Synonym: dislike

Example sentence: The two friends began to resent each other after they both tried out for the same role in the play, each believing they deserved it more than the other.



PREVIEW

NOT FOR EDUCATIONAL USE

PREVIEW

NOT FOR EDUCATIONAL USE

RATTLEPATE

Part of Speech: noun

Definition: a person who is silly or absent-minded

Synonym: fool

Example sentence: My dad can be such a rattlepate, always forgetting his keys and his phone.



PREVIEW

NOT FOR EDUCATIONAL USE

PREVIEW

NOT FOR EDUCATIONAL USE

FRETFUL

Part of Speech: adjective

Definition: describes feeling anxious, stressed, or worried

Synonym: nervous

Example sentence: Ms. Davis felt fretful all day that she might get sick right before Back-to-School Night and wouldn't be able to meet her new students' families.



PREVIEW

NOT FOR EDUCATIONAL USE

PREVIEW

NOT FOR EDUCATIONAL USE

SHREWD

Part of Speech: adjective

Definition: describes someone who has quick and correct judgment and awareness

Synonyms: clever, perceptive

Example sentence: Asha was shrewd by buying a house when the market was slow and negotiating a lower price because the owners needed to move quickly.



PREVIEW

NOT FOR EDUCATIONAL USE

PREVIEW

NOT FOR EDUCATIONAL USE

SCARCELY

Part of Speech: adverb

Definition: in a way that is barely or almost not

Synonym: hardly

Example sentence: I could scarcely believe my eyes when I saw the incredible view from my hotel room.



PREVIEW

NOT FOR EDUCATIONAL USE

PREVIEW

NOT FOR EDUCATIONAL USE

MIRTH

Part of Speech: noun

Definition: great joy, amusement, or happiness, often expressed through laughter

Synonym: joy

Example sentence: The room was filled with mirth as the friends exchanged embarrassing stories.



PREVIEW

NOT FOR EDUCATIONAL USE

PREVIEW

NOT FOR EDUCATIONAL USE

CONTEMPTUOUS

Part of Speech: adjective

Definition: describes showing a lack of respect or reverence; scornful

Synonyms: rude, condescending

Example sentence: Jenna gave a contemptuous look when she saw her brother tracking mud through the clean house without taking off his shoes.



PREVIEW

NOT FOR EDUCATIONAL USE

PREVIEW

NOT FOR EDUCATIONAL USE

NAUGHT

Part of Speech: noun

Definition: nothing

Synonym: zero

Example sentence: The teacher had naught to say about the student's behavior, as it was perfectly respectful all day.



PREVIEW

NOT FOR EDUCATIONAL USE

Name:

Date:

Before Reading Activity

Use ALL of the following words to write a one paragraph short story in less than 5 minutes.
Underline each word in your story.

castle

prisoner

sewing box

whistles

fairy

interfere

tunnel

army

PREVIEW

PREVIEW

PREVIEW

Name:

Date:

**"A Kidnapped Santa Claus" by L. Frank Baum
Vocabulary**

Vocab Term	Part of Speech	Definition	Synonym
folly			
chagrin			
coax			
envy			
malice			
repent			
resent			
rattepate			
fretful			
shrewd			
scarcely			
mirth			
contemptuous			
naught			

Name:

Date:

“A Kidnapped Santa Claus”
By L. Frank Baum



1) Where does the story take place? Describe the two main settings.

2) Why do the Daemons dislike Santa Claus?

3) What verbal attempts do the Daemons make to disrupt Santa's plans to deliver gifts to the children?

4) What happens on Christmas Eve to Santa Claus?

5) Why do Santa's assistants choose to wait before attempting to rescue Santa?

6) How does Santa respond to being kidnapped?

7) What mistakes did Santa's helpers make on Christmas Eve? How do the kids respond?

8) How is Santa rescued?

9) Why doesn't Santa punish the Daemons?

10) What do the Daemons learn? What theme does it represent?

1) The Daemons in the story are: Selfishness, Envy, Hatred, Malice, and Repentance. If there were three additional Daemons in the story, what might their names be? *In other words*, what other common "demons" or negative traits do people struggle with in society today?

2) The Daemons' plan hinges on the idea that people will turn to them in Santa's absence. How does negativity or a lack of kindness influence communities in real life? Can you think of examples where kindness or generosity restored balance?

3) Despite being kidnapped, Santa remains calm and hopeful. What does this say about Santa's character? What theme does this represent?

4) Do you think forgiveness is always the right approach, or are there situations where justice or punishment is necessary?

PREVIEW

NOT FOR EDUCATIONAL USE

5) How does Santa symbolize the spirit of Christmas? What does the holiday season mean to you personally? How do you try to embody its values?

PREVIEW

NOT FOR EDUCATIONAL USE

6) What is the overall mood of the story? How does the author create this mood?

7) How can the story be interpreted as an allegory for the battle between good and evil?

PREVIEW

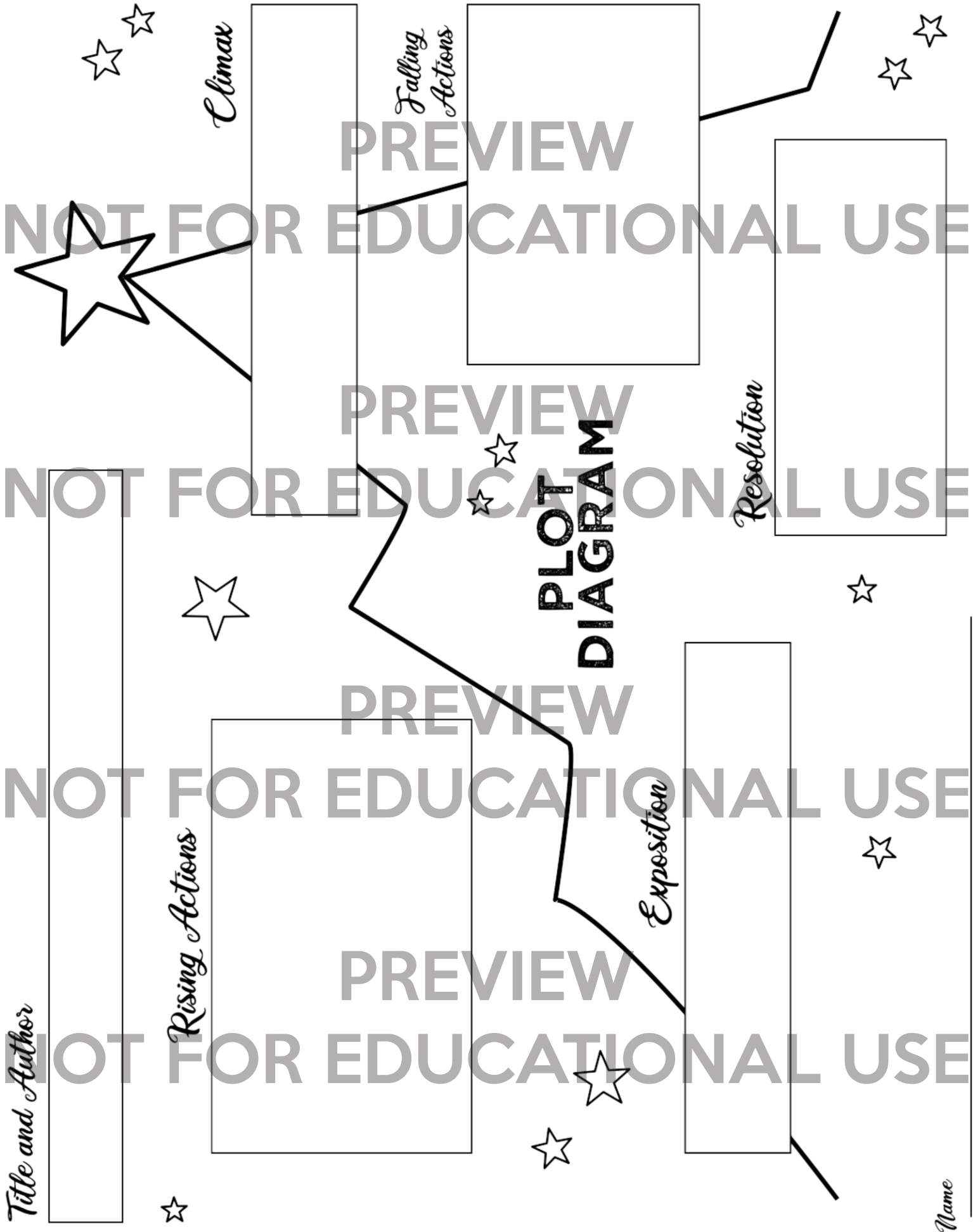
NOT FOR EDUCATIONAL USE

8) How does the story reflect on the importance of community and teamwork?

PREVIEW

NOT FOR EDUCATIONAL USE





WANTED OR HELP WANTED

Pick one of the following projects to complete.

Option 1) Design a “Help Wanted” Poster for one of Santa’s Helpers

You may use a blank piece of paper or a template provided for you.

10 Points	Title of Job and Job Description	Include the title of the job. Briefly describe the role of the job. Include at least 2 tasks that are part of the job. Example: <i>Assisting Santa with gift deliveries</i>
10 points	Qualifications or Special Requirements	List at least 3 specific qualities and/or skills needed. Example: <i>Must be able to work in cold weather</i>
5 Points	Location and Hours	Include the location and hours available. Example: <i>The toy shop; full-time 40 hours a week</i>
5 Points	Pay and Special Benefits	List how much you will get paid and any other benefits that come with the job. Example: <i>\$20 dollars an hour and free hot chocolate whenever you like</i>
5 Points	Steps to Follow and Call to action	Provide a phone number or email address that applicants can contact. Include a final statement of why they should want this job.
5 Points	Visual Elements	Draw at least one picture that symbolizes the job or the joy of working for Santa Claus.
10 Points	Overall Design	The poster should be visually appealing with creative use of colors and graphics. It must capture the attention of readers and convey excitement. The poster should be free of errors in spelling, grammar, and punctuation. Text must be easy to read.

Total: 50 Points

Option 2) Design a “Wanted” Poster for any Daemon in the story

You may use a blank piece of paper or a template provided for you.

10 Points	Name and Physical Description	Name the Daemon who is wanted. Describe the Daemon's appearance in detail to make them easy to recognize. Include a minimum of 5 traits.
10 Points	Crime and Call to Action	List what they are currently wanted for. Write a persuasive statement to get people involved. <i>Example: "Help us stop this Daemon and restore peace to the Laughing Valley!"</i>
5 Points	Abilities and Other Known Crimes or Offenses	List the Daemon's powers and past crimes that make him/her dangerous and threatening. <i>Example: Ability to create confusion</i>
5 Points	Last Seen	Provide details of where and when the Daemon was last spotted.
5 Points	Reward and How to Report Information	Create a reward for capturing the fugitive. It can be money or something else. Provide a phone number or email address to contact, along with the name of who to contact.
5 Points	Visual Elements	Draw a picture of the Wanted Daemon. The illustration of the Daemon should accurately convey the Daemon's threatening presence and match his/her name.
10 Points	Overall Design	The poster should be visually appealing with creative use of colors and graphics. The poster should be free of errors in spelling, grammar, and punctuation. Text must be easy to read.

Total: 50 Points

WANTED

PREVIEW

NOT FOR EDUCATIONAL USE



PREVIEW

NOT FOR EDUCATIONAL USE



PREVIEW

NOT FOR EDUCATIONAL USE

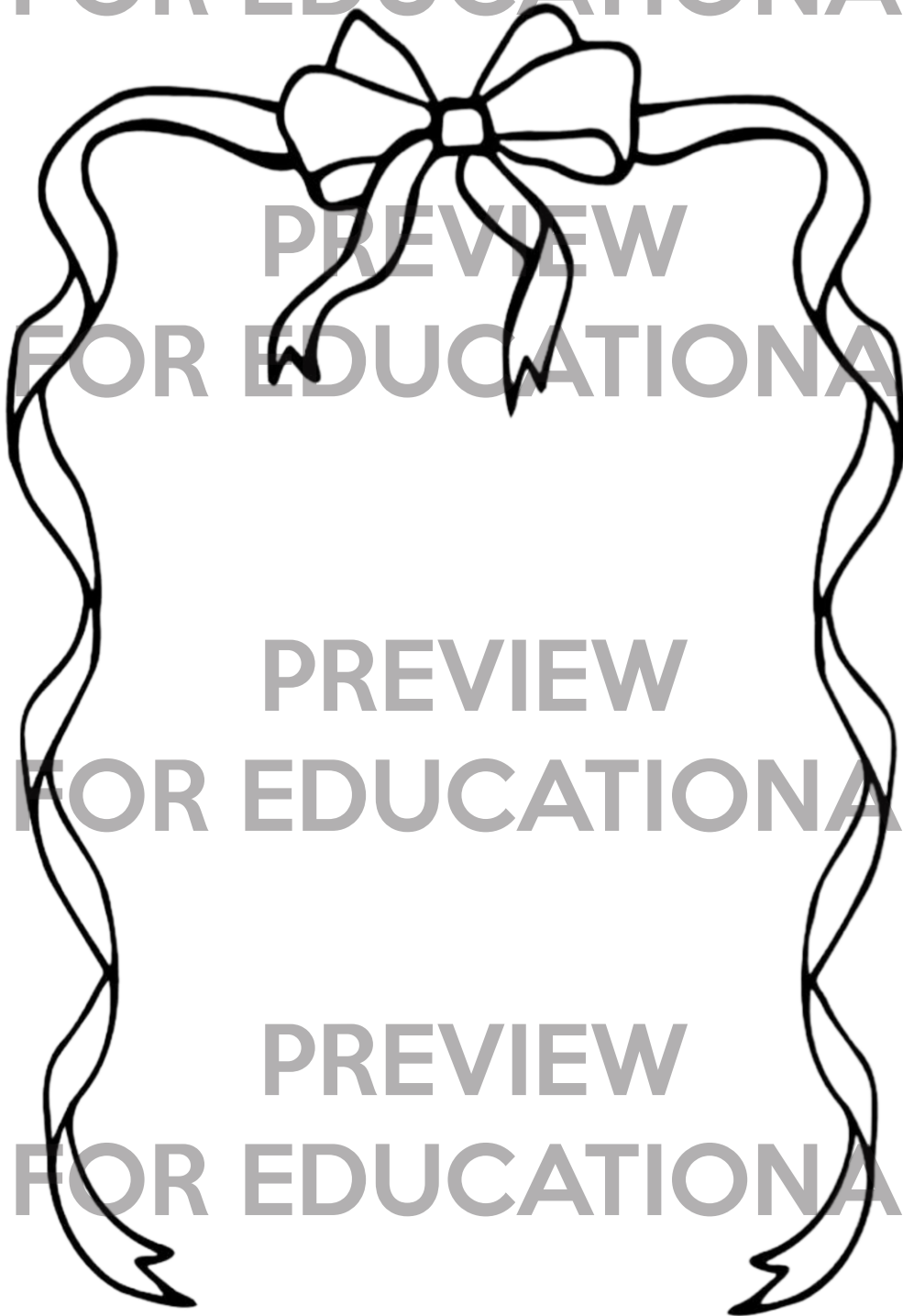
PREVIEW

NOT FOR EDUCATIONAL USE



Help Wanted

PREVIEW
NOT FOR EDUCATIONAL USE



PREVIEW
NOT FOR EDUCATIONAL USE

PREVIEW
NOT FOR EDUCATIONAL USE

PREVIEW
NOT FOR EDUCATIONAL USE

Name:

Date:



HOW THE GRINCH STOLE CHRISTMAS!

Film Comparison Activity

Directions: Fill out the following chart based on the film *How the Grinch Stole Christmas!* and the short story "A Kidnapped Santa Claus." Then answer the questions that follow.

	A Kidnapped Santa Claus	How the Grinch Stole Christmas
Author/Creator		
Main Character		
Setting		
Antagonist		
Main Conflict		
Resolution		
Theme or Message		

1) What do the Daemons and the character the Grinch have in common?

2) List two major differences between the movie and the short story.

3) Who had a better plan to "ruin" Christmas? Why?

4) If Grinch was a Daemon, what would his name be? Why?

5) Which plot did you like better? Explain.