

A Good Girl's Guide to Murder

One Pager Project

A one pager is a collage of illustrations and written analyses on one page that make up an aesthetically pleasing and detailed interpretation of a subject or piece of literature.

Directions:

Share your unique understanding of the text on one page by imaginatively blending your written ideas with colorful images from the story. You should spend at least 30 minutes reading and or brainstorming ideas before you begin decorating your page. It's recommended you begin with pencil first for your design so it's easy to make changes before finalizing your work in ink or color. Use a standard size piece of blank paper (8.5 x 11) or a template may be provided for you. Your page can be horizontal or vertical.

Below is a list of what should be included on your page:

- Include the title of the novel and the author's name
- Analyze one theme from the novel in 1-2 sentences
- Describe one important character from the story
- Identify an example of symbolism from the story
- Include a clue from Pip's investigation that helped her uncover the truth
- Choose **four** or more of the following literary elements to incorporate as it applies to the novel specifically: *summary, conflict, genre, setting, point of view, plot, resolution, foreshadowing, mood, tone, imagery, style, motif, allusion, characterization, or any example of figurative language*
- Draw a minimum of **four** illustrations that are directly related to the novel in some way
- You must fill your entire page
- Your page must be colored


Grading Rubric

Overall Appearance	Your page is detailed and neat. Images are clear and text is easy to read. The overall appearance is creative and aesthetically pleasing.	10 Points
Information	Your explanations and references are accurate. You include all the required components from the directions.	10 Points
Analysis	You demonstrate you understand the literature through your examples and commentaries. The literary elements you choose are insightful and depict important ideas from the story.	10 Points
Writing Conventions	You use proper grammar, punctuation, spelling, and usage. Effective word choice demonstrates a strong understanding of context and purpose.	10 Points
Graphics	You choose illustrations that highlight meaningful parts of the story. The graphic elements are neat, colored, and incorporated seamlessly into the work.	10 Points

50 Points

PREVIEW

NOT FOR EDUCATIONAL USE



PREVIEW

NOT FOR EDUCATIONAL USE

PREVIEW

NOT FOR EDUCATIONAL USE

PREVIEW

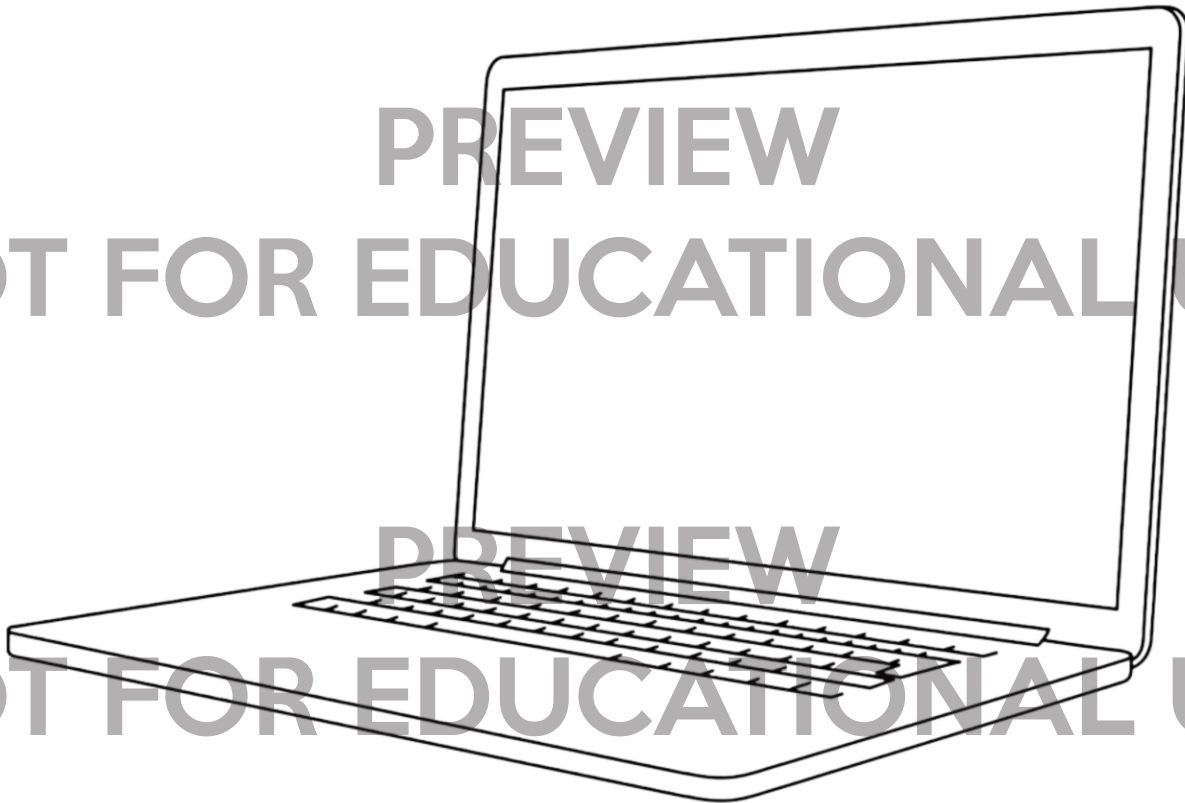
NOT FOR EDUCATIONAL USE

PREVIEW

NOT FOR EDUCATIONAL USE

PREVIEW

NOT FOR EDUCATIONAL USE





PREVIEW

NOT FOR EDUCATIONAL USE

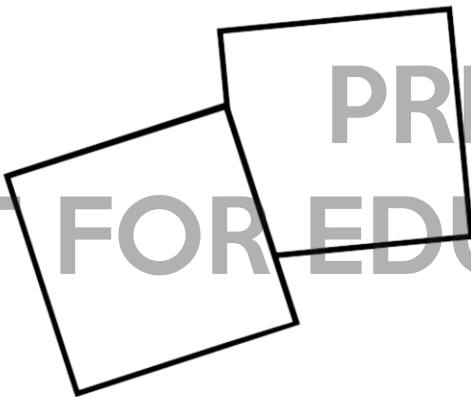
PREVIEW

NOT FOR EDUCATIONAL USE



PREVIEW

NOT FOR EDUCATIONAL USE



PREVIEW

NOT FOR EDUCATIONAL USE



PREVIEW

NOT FOR EDUCATIONAL USE

PREVIEW

NOT FOR EDUCATIONAL USE



PREVIEW

NOT FOR EDUCATIONAL USE

PREVIEW

NOT FOR EDUCATIONAL USE





PREVIEW

NOT FOR EDUCATIONAL USE

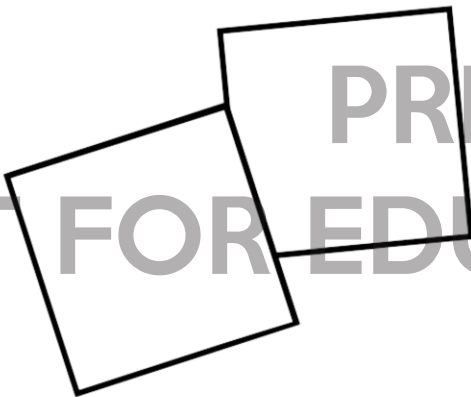
PREVIEW

NOT FOR EDUCATIONAL USE



PREVIEW

NOT FOR EDUCATIONAL USE



PREVIEW

NOT FOR EDUCATIONAL USE



PREVIEW

NOT FOR EDUCATIONAL USE

PREVIEW

NOT FOR EDUCATIONAL USE



PREVIEW



NOT FOR EDUCATIONAL USE

PREVIEW

NOT FOR EDUCATIONAL USE

PREVIEW

NOT FOR EDUCATIONAL USE

PREVIEW

NOT FOR EDUCATIONAL USE

PREVIEW

NOT FOR EDUCATIONAL USE

PREVIEW

NOT FOR EDUCATIONAL USE

PREVIEW

NOT FOR EDUCATIONAL USE

PREVIEW

NOT FOR EDUCATIONAL USE

PREVIEW

NOT FOR EDUCATIONAL USE

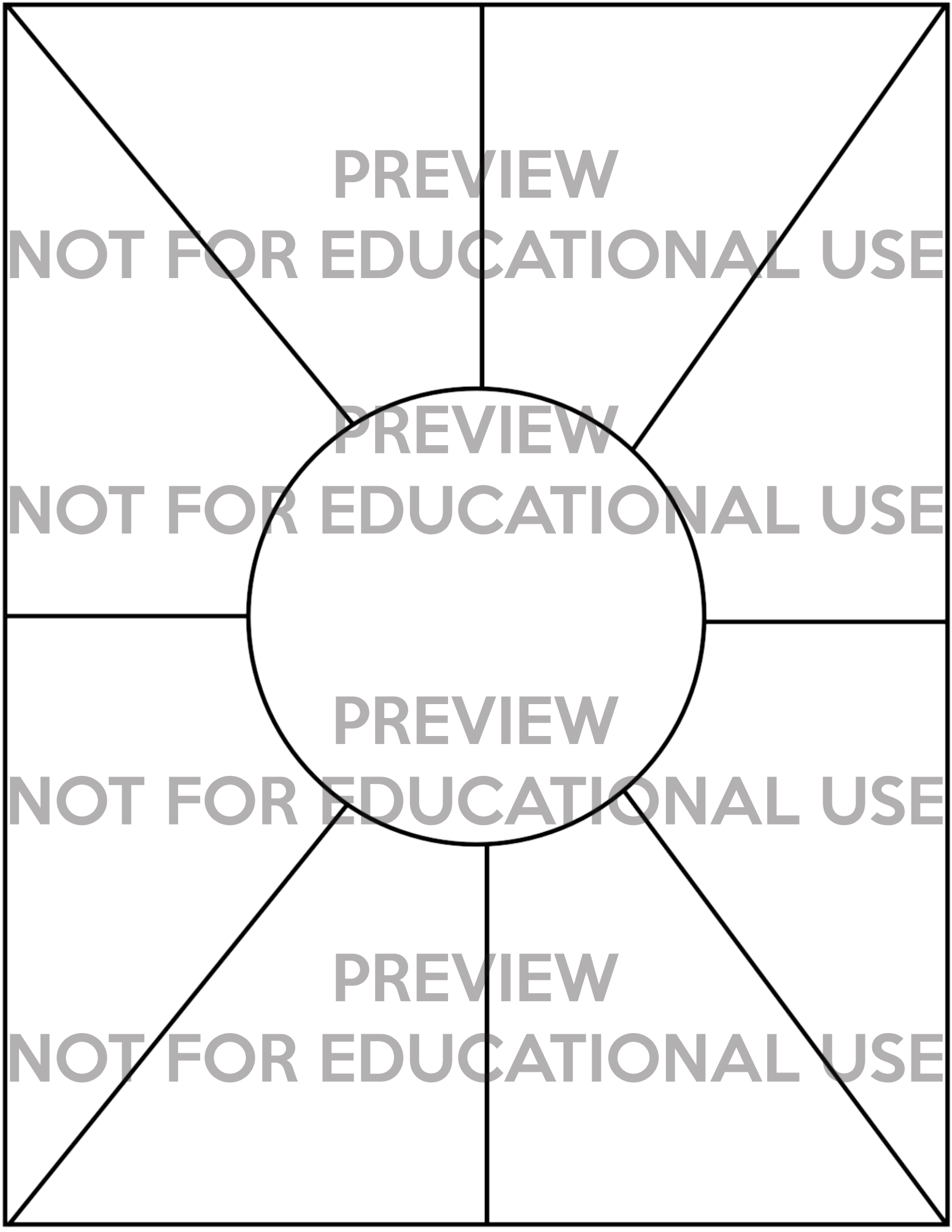
PREVIEW

NOT FOR EDUCATIONAL USE



PREVIEW

NOT FOR EDUCATIONAL USE



PREVIEW

NOT FOR EDUCATIONAL USE

PREVIEW

NOT FOR EDUCATIONAL USE

PREVIEW

NOT FOR EDUCATIONAL USE

PREVIEW

NOT FOR EDUCATIONAL USE

PREVIEW

NOT FOR EDUCATIONAL USE

PREVIEW

NOT FOR EDUCATIONAL USE

PREVIEW

NOT FOR EDUCATIONAL USE

PREVIEW

NOT FOR EDUCATIONAL USE

--	--	--

--	--	--

--	--	--

PREVIEW

NOT FOR EDUCATIONAL USE

The genre is Young Adult and mystery. The author uses mixed media to unfold the story in a fun and engaging way.



One major plot point is when Pip discovers Andie had many secrets, such as selling drugs. This was the opposite of her supposed popular, good-girl image.




Pip chooses to revisit the murder of Andie Bell for her school project. The alleged killer is Sal Singh. Pip teams up with Sal's brother Ravi to uncover secrets and prove Sal's innocence. They become close friends with a possible romantic connection.

A GOOD GIRL'S GUIDE TO MURDER

BY: HOLLY JACKSON

It is revealed that Becca killed Andie. The resolution of the story is Pip's presentation and acknowledging how the entire community judged Sal too quickly.



Theme: Pip's discoveries often require her to confront blurred lines between right and wrong. It shows morality isn't always black and white and that seeking justice often involves uncomfortable realities.

"Hippo Pippo" is a wholesome family nickname for Pippa. It symbolizes love and support from her family, and provides a contrast to the heavy themes of murder and death.



Clue: Pip interviews Max and finds a nude photo of Andie in his room. Max says he found it hidden in the classroom at school. It's later revealed Andie left the photo for her former teacher, Elliot Ward.

Elliot is a well-liked teacher who seems moral until readers discover he had an inappropriate relationship with a student (Andie). He also kidnapped a young girl and held her captive.



"BRIBERY MUFFINS"

NOT FOR EDUCATIONAL USE